

PRESCHOOL ALPHABET WORKBOOK



Name: _____

Name: _____ Date: _____

MY NAME

My name is:

These are the letters in my name:

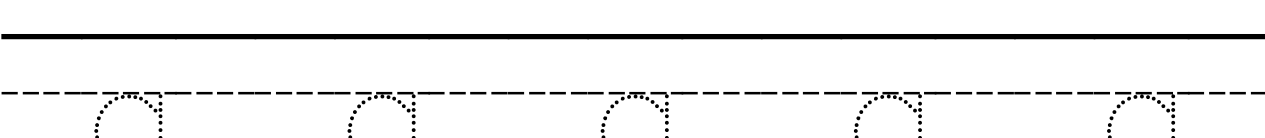
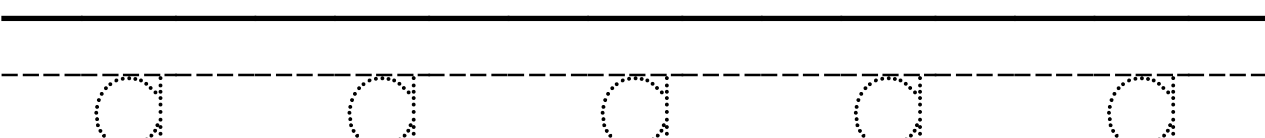
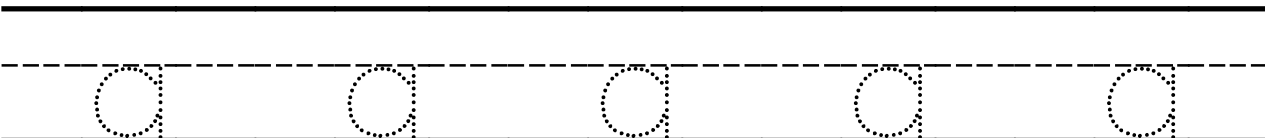
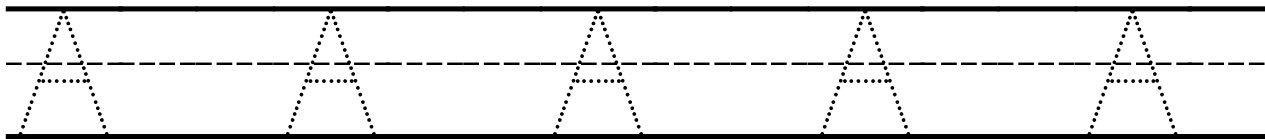
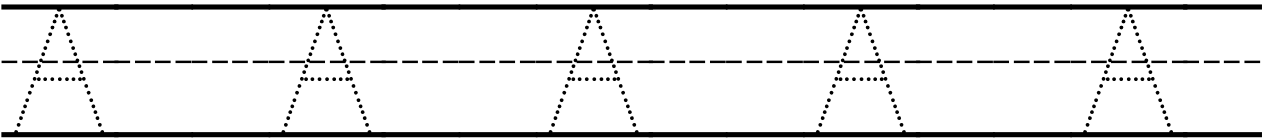
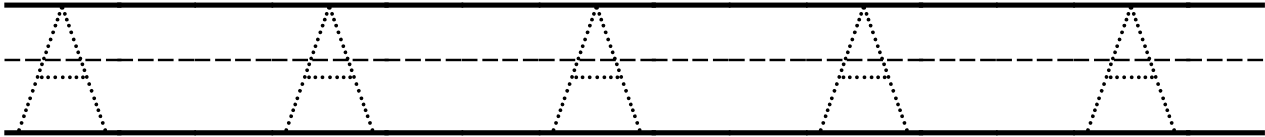
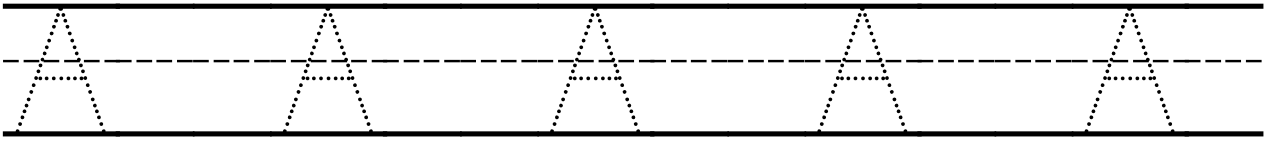
a	b	c	d	e	f	g
h	i	j	k	l	m	n
o	p	q	r	s	t	u
v	w	x	y	z		

What does your name mean?

Name _____

Date _____

Trace the letter Aa.



Name _____

Date _____

Write the letter Aa.

A

A

A

A

A

Handwriting practice lines for uppercase letter A. Each set consists of a solid top line, a dashed middle line, and a solid bottom line. There are two such sets of lines provided for practice.

a

a

a

a

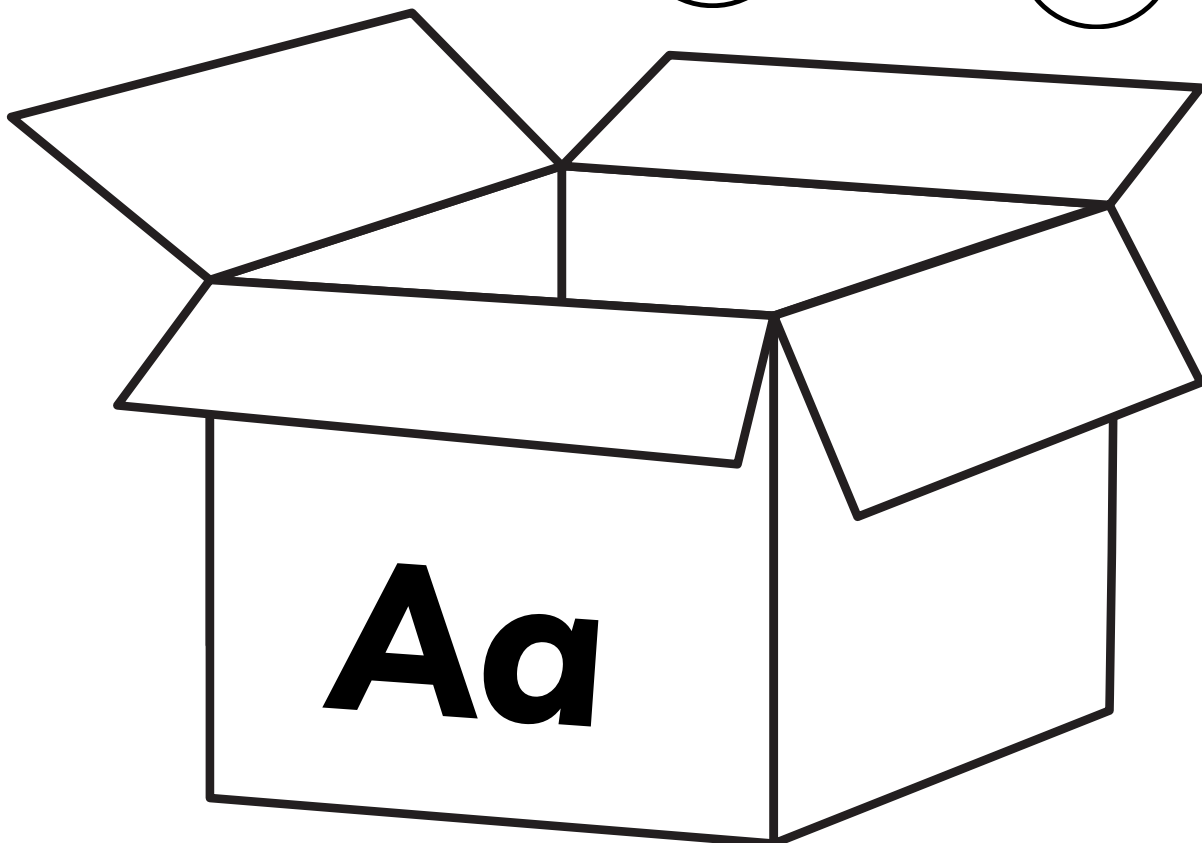

a

Handwriting practice lines for lowercase letter a. Each set consists of a solid top line, a dashed middle line, and a solid bottom line. There are two such sets of lines provided for practice.

Name _____

Date _____


Dab the uppercase A.



Name _____

Date _____

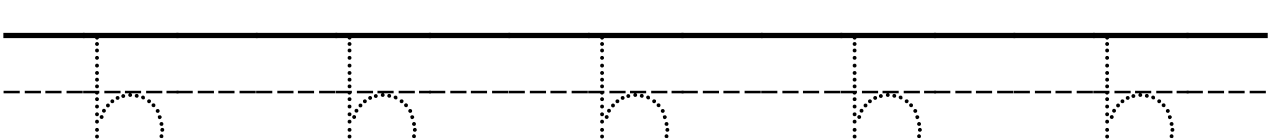
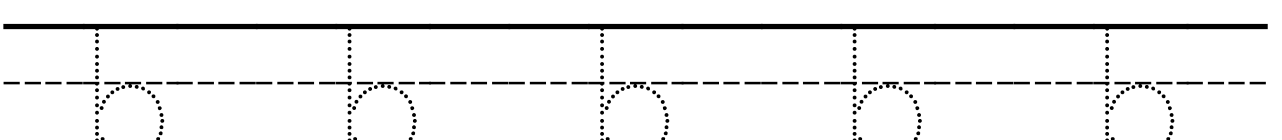
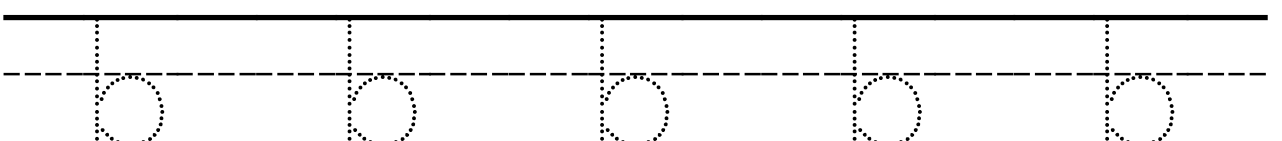
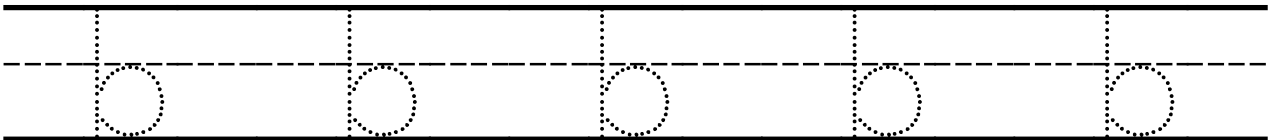
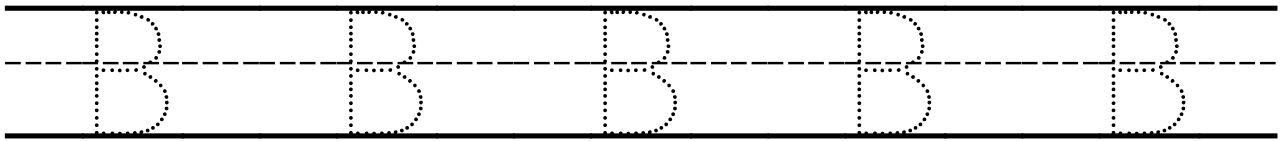
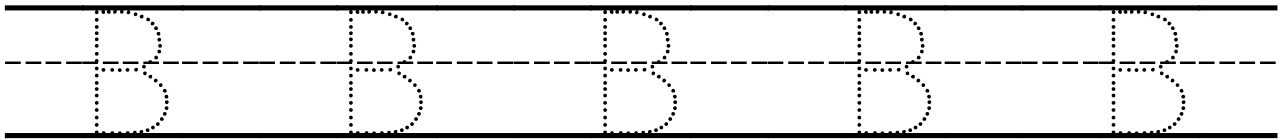
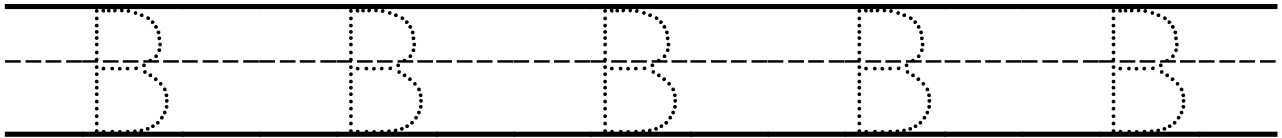
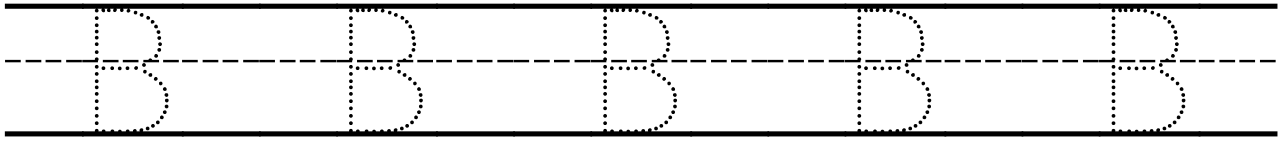
Dab the lowercase a.



Name _____

Date _____

Trace the letter Bb.



Name _____ Date _____

Write the letter Bb.

B B B B B

Handwriting practice lines for uppercase letter B. The first set consists of a solid top line, a dashed middle line, and a solid bottom line. The second set consists of a solid top line, a dashed middle line, and a solid bottom line.



b b b b b

Handwriting practice lines for lowercase letter b. The first set consists of a solid top line, a dashed middle line, and a solid bottom line. The second set consists of a solid top line, a dashed middle line, and a solid bottom line.

Name _____

Date _____



Dab the uppercase B.



Name _____

Date _____

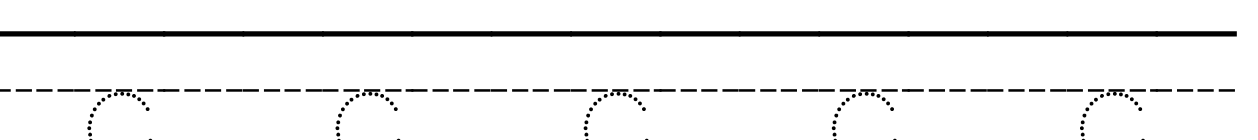
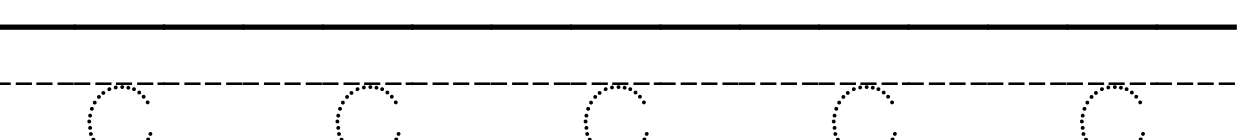
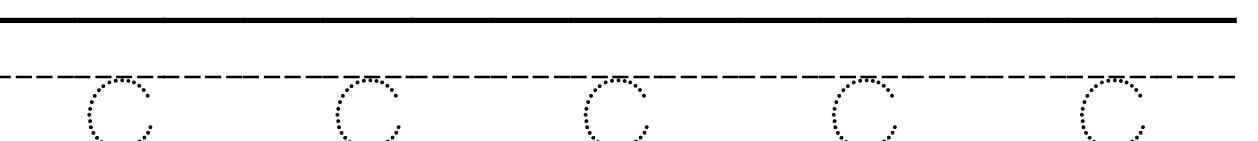
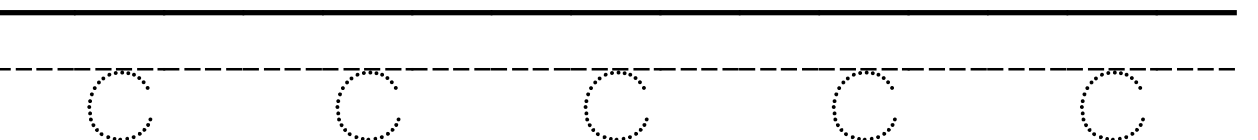
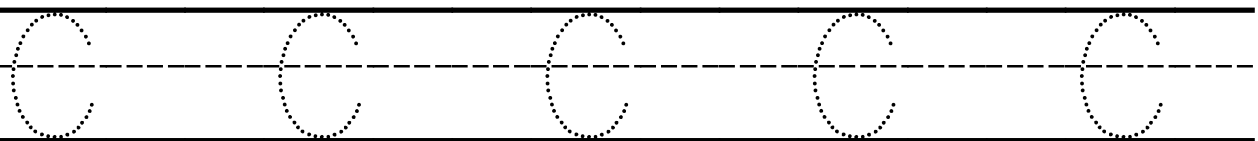
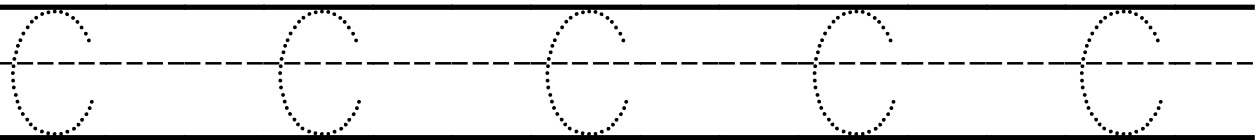
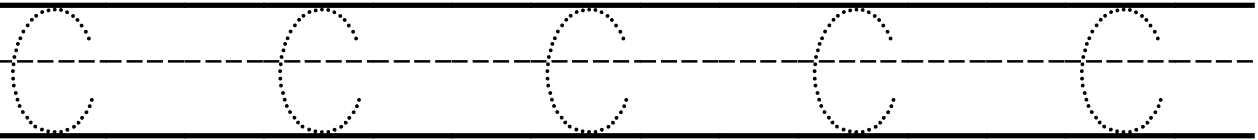
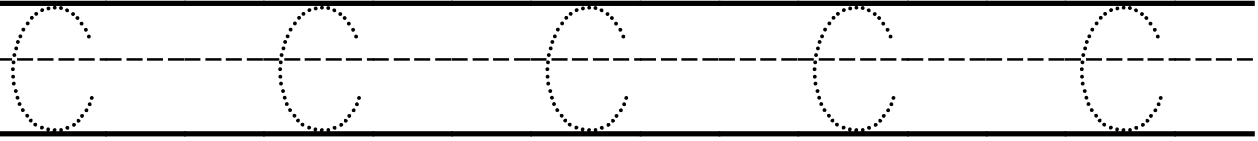
Dab the lowercase b.



Name _____

Date _____

Trace the letter Cc.



Name _____

Date _____

Write the letter Cc.

C

C

C

C

C

Handwriting practice lines for uppercase 'C'. Each row consists of a solid top line, a dashed middle line, and a solid bottom line. There are two such rows provided for practice.

c

c

c

c



c

Handwriting practice lines for lowercase 'c'. Each row consists of a solid top line, a dashed middle line, and a solid bottom line. There are two such rows provided for practice.

Name _____

Date _____


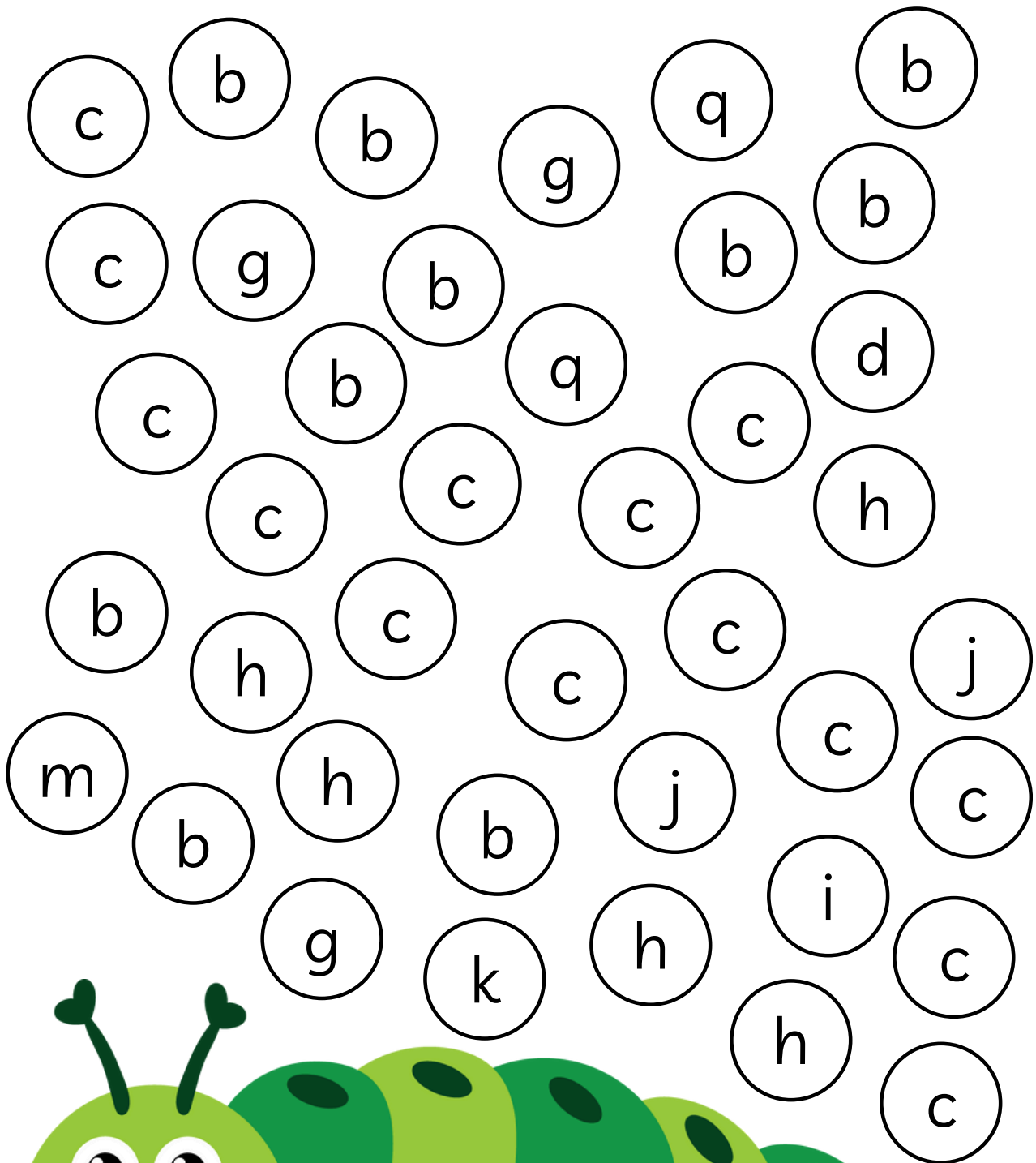
Dab the uppercase C.



Name _____

Date _____

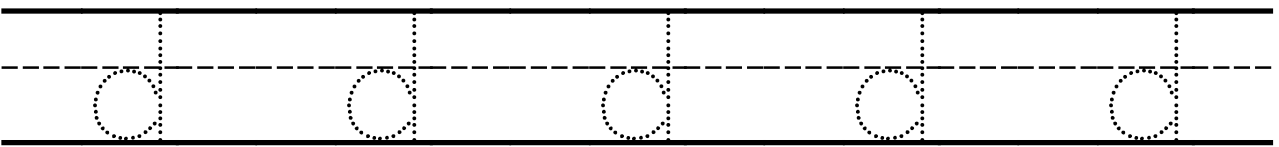
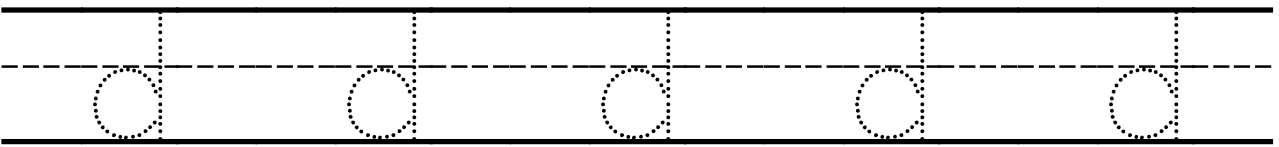
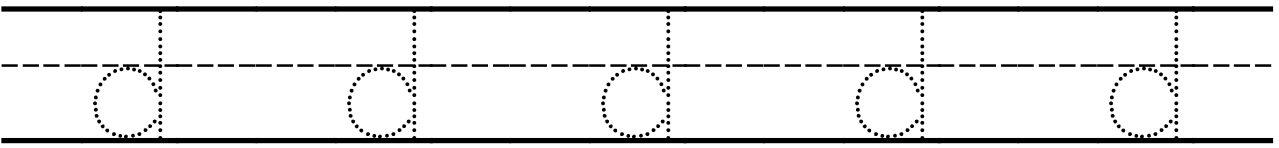
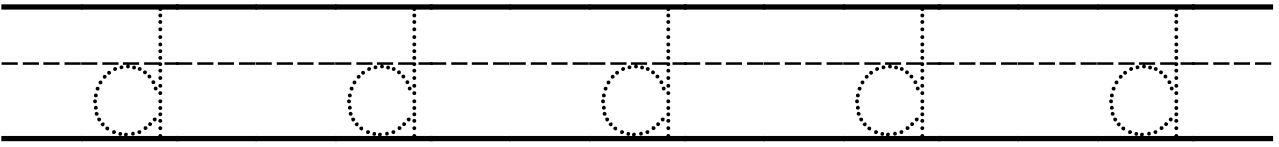
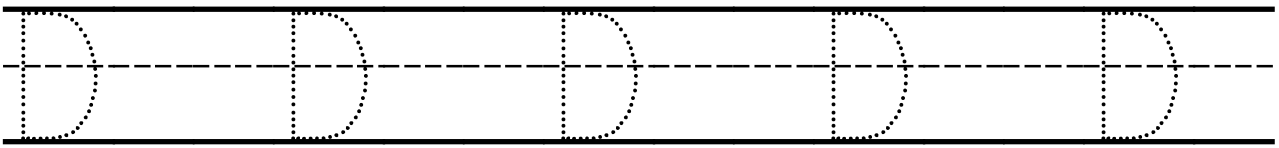
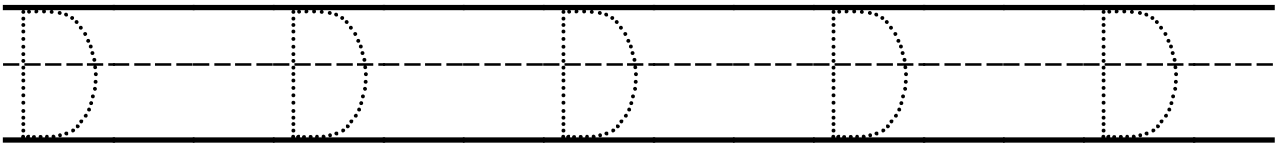
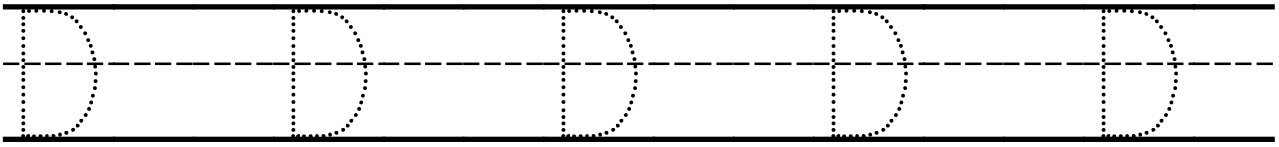
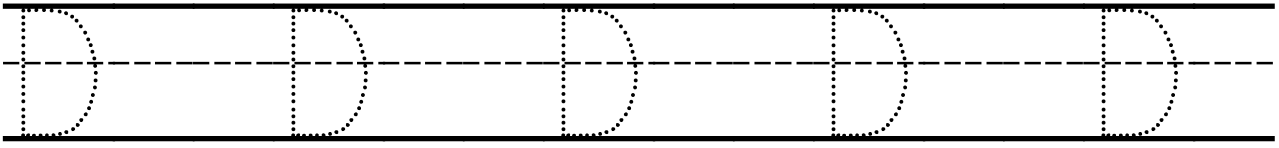
Dab the lowercase c.



Name _____

Date _____

Trace the letter Dd.



Name _____ Date _____

Write the letter Dd.



D D D D D

d d d d d

Name _____

Date _____



Dab the uppercase D.



Name _____

Date _____

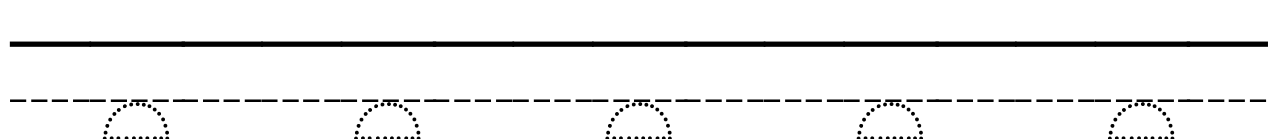
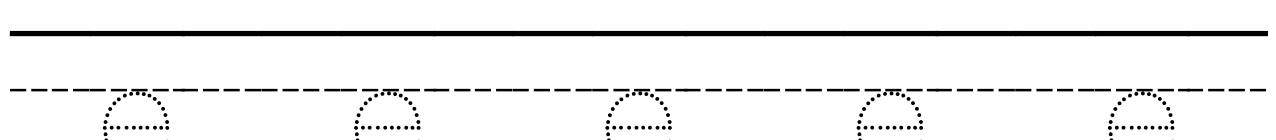
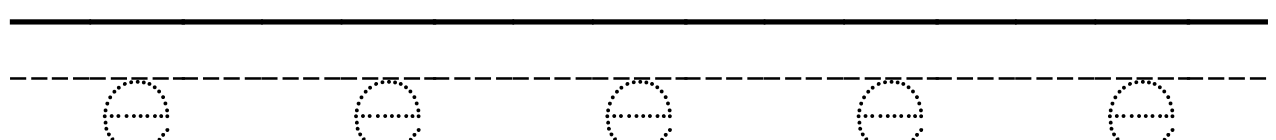
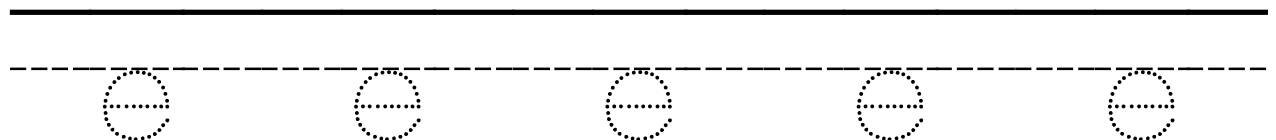
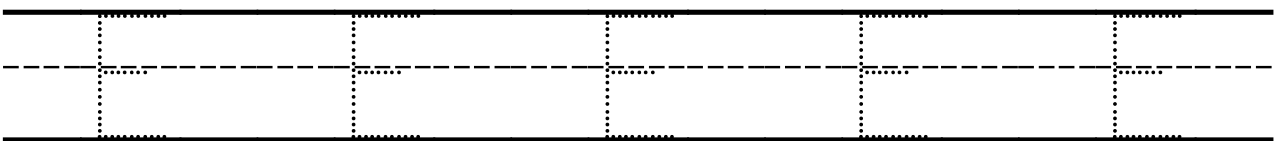
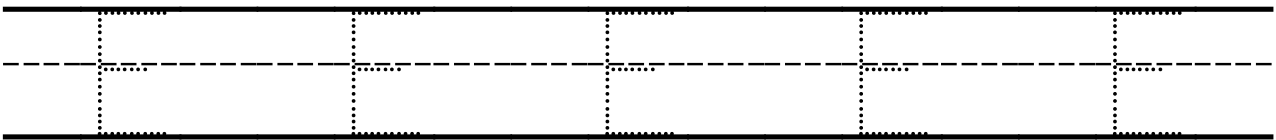
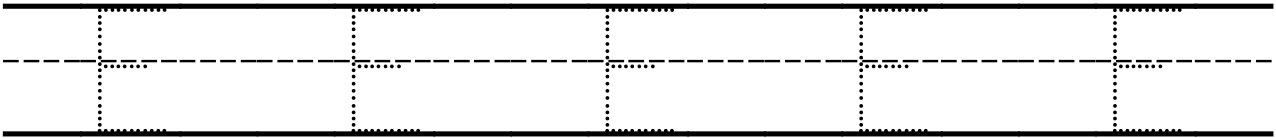
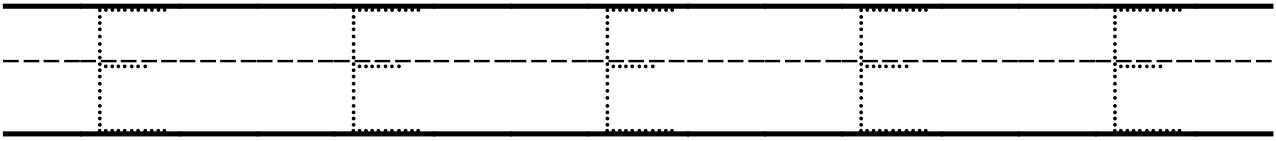
Dab the lowercase d.



Name _____

Date _____

Trace the letter Ee.



Name _____

Date _____

Write the letter Ee.

E E E E E

Handwriting practice lines for uppercase letter E. Each set consists of a solid top line, a dashed middle line, and a solid bottom line. There are two such sets of lines provided for practice.

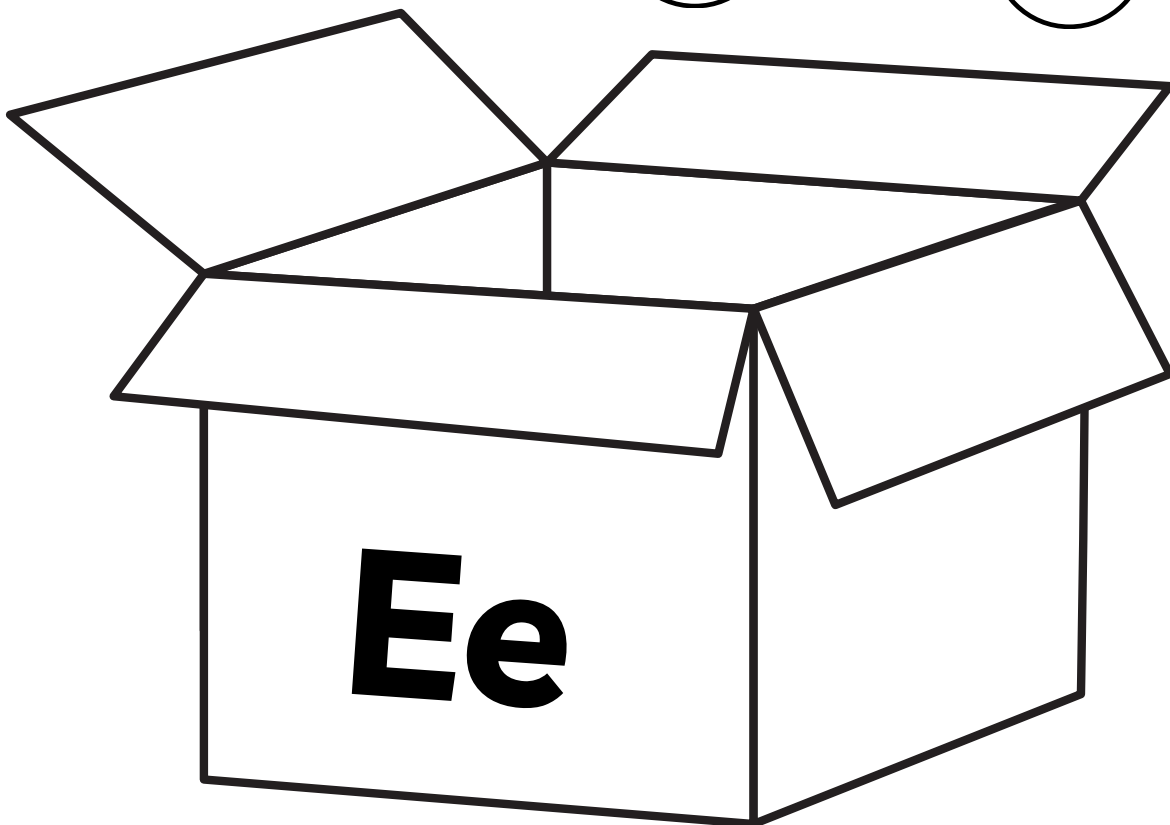

e e e e e

Handwriting practice lines for lowercase letter e. Each set consists of a solid top line, a dashed middle line, and a solid bottom line. There are two such sets of lines provided for practice.

Name _____

Date _____



Dab the uppercase E.



Name _____

Date _____

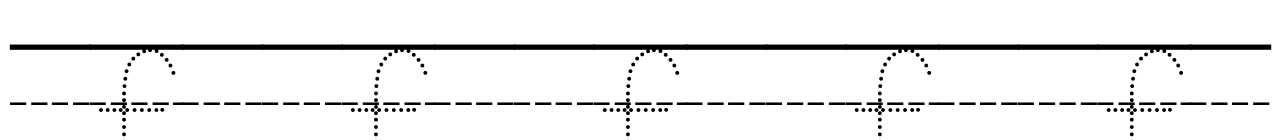
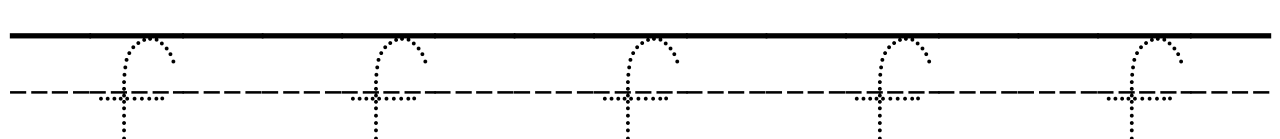
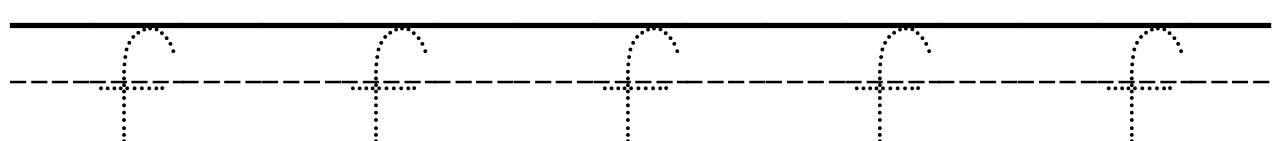
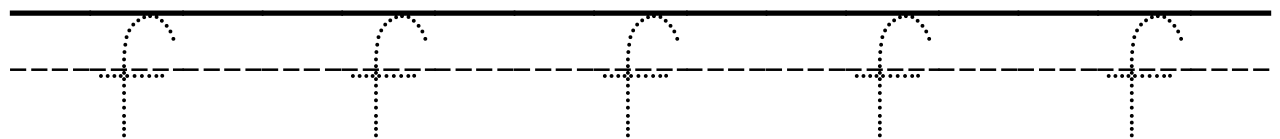
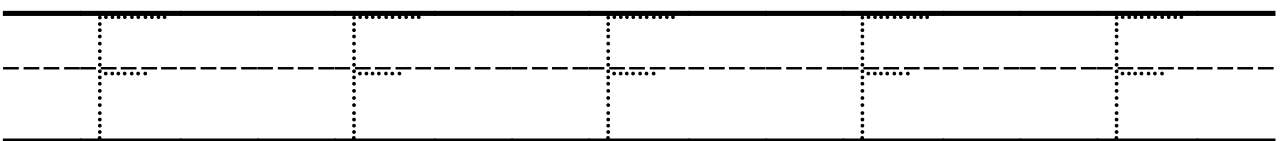
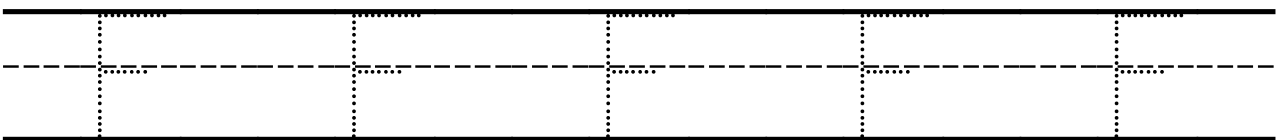
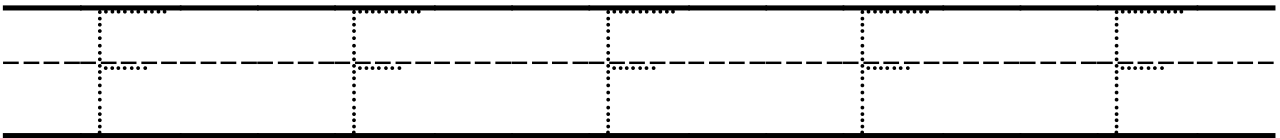
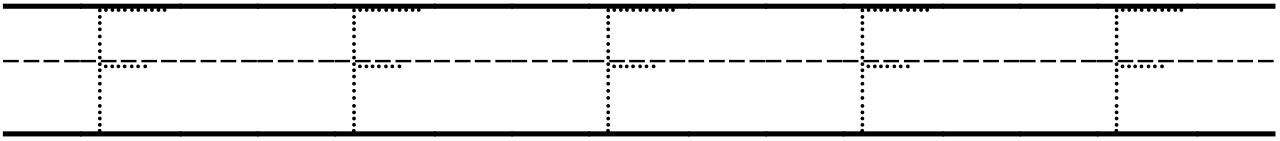
Dab the lowercase e.



Name _____

Date _____

Trace the letter Ff.



Name _____

Date _____

Write the letter Ff.

F F F F F

Handwriting practice lines for uppercase letter F. The first set of lines includes a solid top line, a dashed middle line, and a solid bottom line. The second set of lines includes a solid top line, a dashed middle line, and a solid bottom line.



f f f f f

Handwriting practice lines for lowercase letter f. The first set of lines includes a solid top line, a dashed middle line, and a solid bottom line. The second set of lines includes a solid top line, a dashed middle line, and a solid bottom line.

Name _____

Date _____

Dab the uppercase F.




Name _____

Date _____

Dab the lowercase f.

A collection of lowercase letters in circles for a dot-marker activity. The letters are: s, f, p, q, q, f, q, r, t, q, g, v, g, b, f, r, f, s, g, s, p, s, b, f, f, f, f, x, f, f, g, p, b, f, f, w, p, f, p.



Name _____

Date _____

Trace the letter Gg.

G

G

G

G

G

G

G

G

G

G

G

G

G

G

G

G

G

G

G

G

g

g

g

g

g

g

g

g

g

g

g

g

g

g

g

g

g

g

g

g

Name _____ Date _____

Write the letter Gg.


G G G G G

g g g g g

Name _____

Date _____


Dab the uppercase G.



Name _____

Date _____

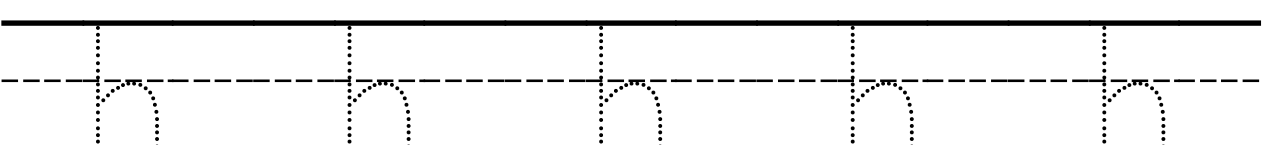
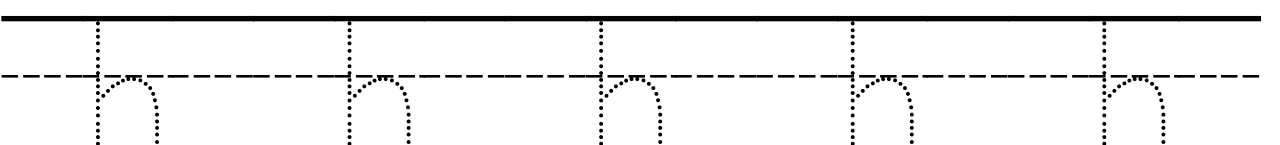
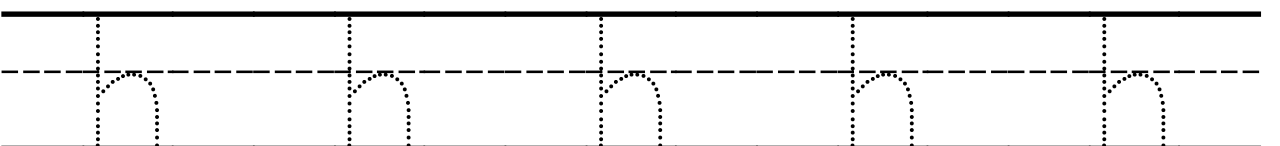
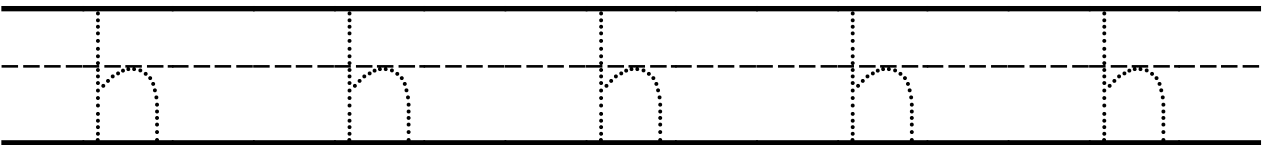
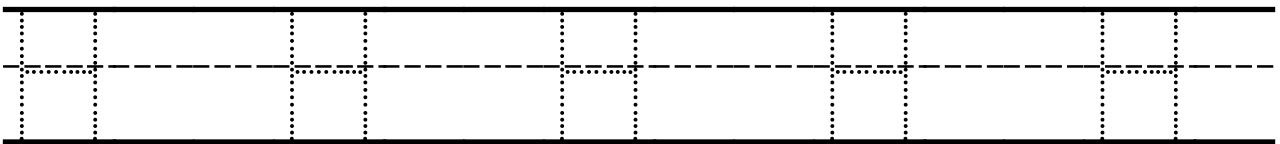
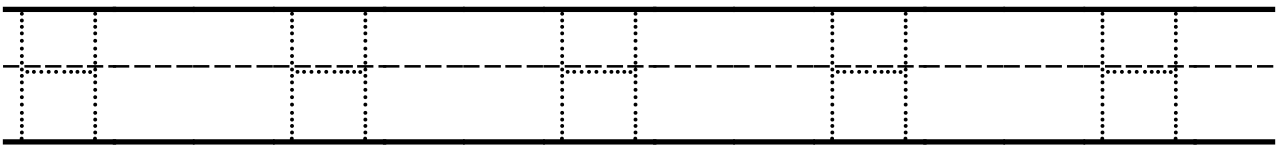
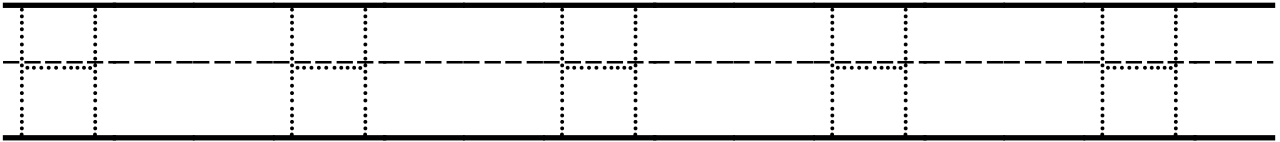
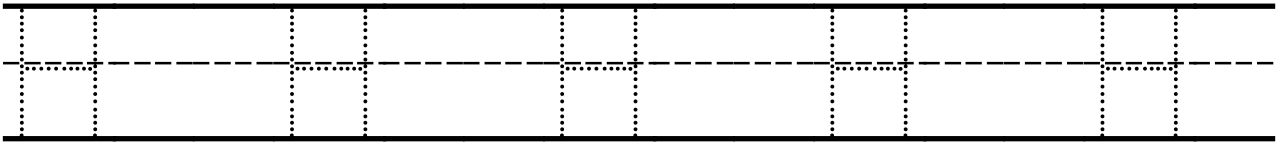
Dab the lowercase g.



Name _____

Date _____

Trace the letter Hh.



Name _____

Date _____

Write the letter Hh.

H H H H H

Handwriting practice lines for uppercase letter H. The first set consists of a solid top line, a dashed middle line, and a solid bottom line. The second set consists of a solid top line, a dashed middle line, and a solid bottom line.



h h h h h

Handwriting practice lines for lowercase letter h. The first set consists of a solid top line, a dashed middle line, and a solid bottom line. The second set consists of a solid top line, a dashed middle line, and a solid bottom line.

Name _____

Date _____


Dab the uppercase H.



Name _____

Date _____

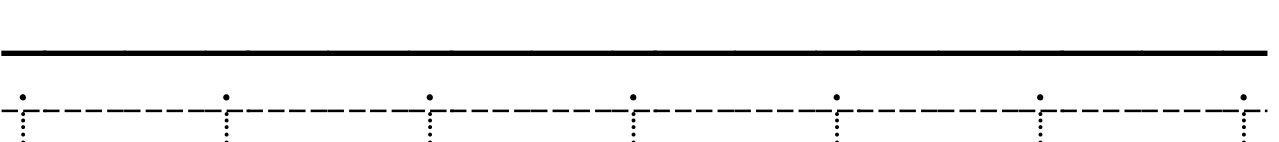
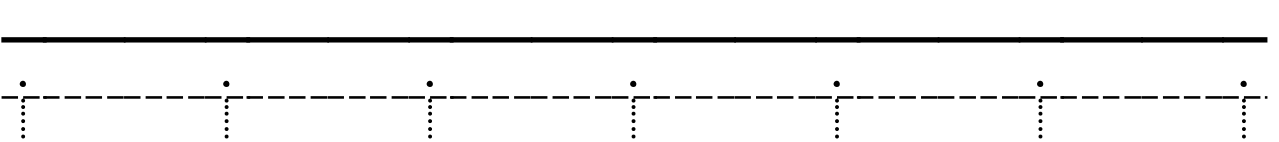
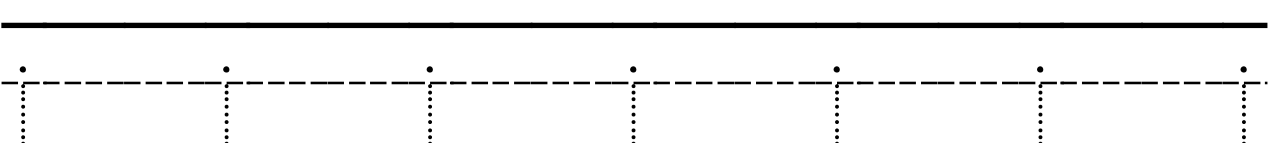
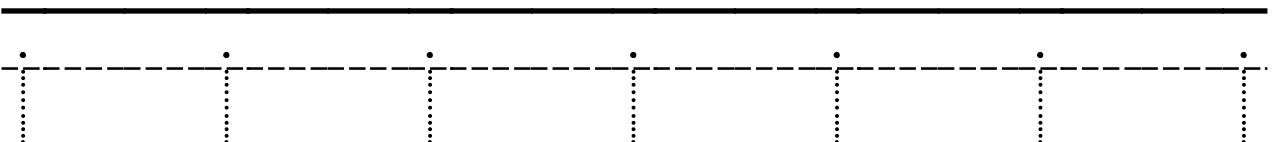
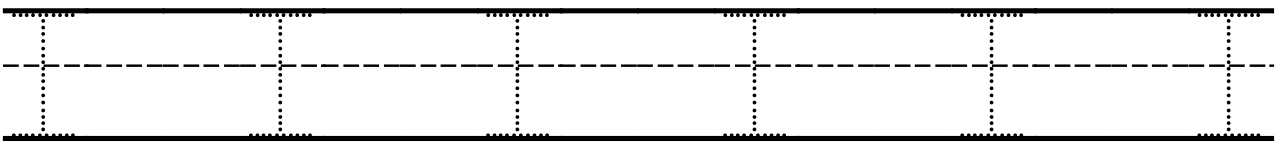
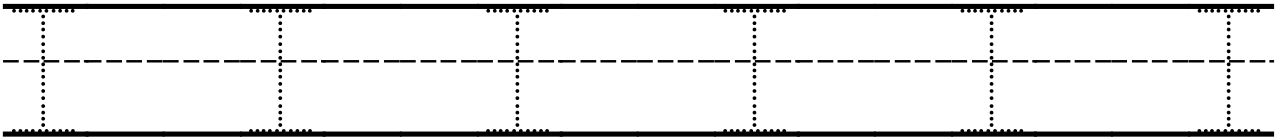
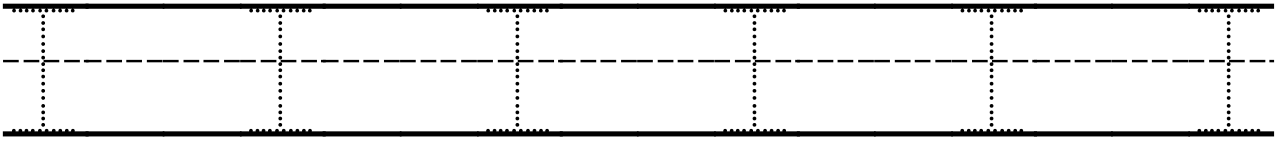
Dab the lowercase h.



Name _____

Date _____

Trace the letter li.



Name _____

Date _____

Write the letter li.

I

I

I

I

I

Handwriting practice lines for uppercase letter 'I'. The first set consists of a solid top line, a dashed middle line, and a solid bottom line. The second set consists of a solid top line, a dashed middle line, and a solid bottom line.

i

i

i

i



i

Handwriting practice lines for lowercase letter 'i'. The first set consists of a solid top line, a dashed middle line, and a solid bottom line. The second set consists of a solid top line, a dashed middle line, and a solid bottom line.

Name _____

Date _____



Dab the uppercase I.



Name _____

Date _____

Dab the lowercase i.



Name _____

Date _____

Trace the letter Jj.

J J J J J

J J J J J

J J J J J

J J J J J

j j j j j j j

j j j j j j j

j j j j j j j

j j j j j j j

Name _____

Date _____

Write the letter Jj.

J

J

J

J

J

Handwriting practice lines for uppercase letter J. The first row contains five examples of the letter J. Below are two sets of blank handwriting lines, each consisting of a solid top line, a dashed middle line, and a solid bottom line.

j

j

j

j



j

Handwriting practice lines for lowercase letter j. The first row contains five examples of the letter j. Below are two sets of blank handwriting lines, each consisting of a solid top line, a dashed middle line, and a solid bottom line.

Name _____

Date _____


Dab the uppercase J.



Name _____

Date _____

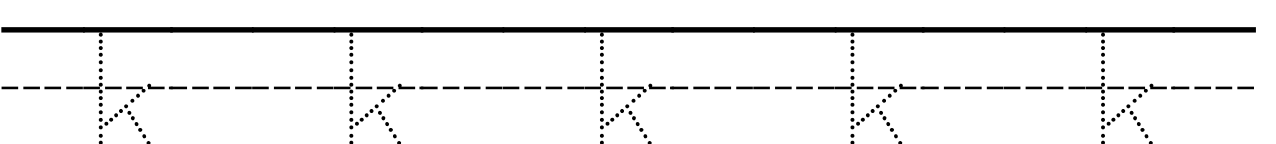
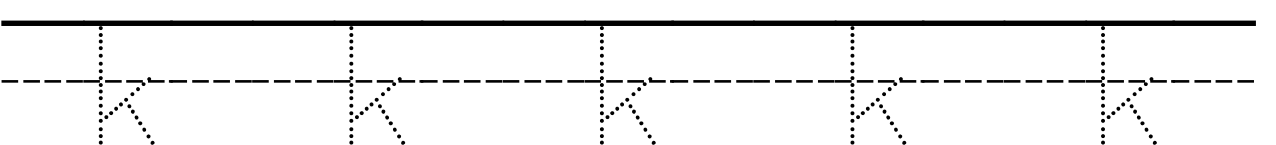
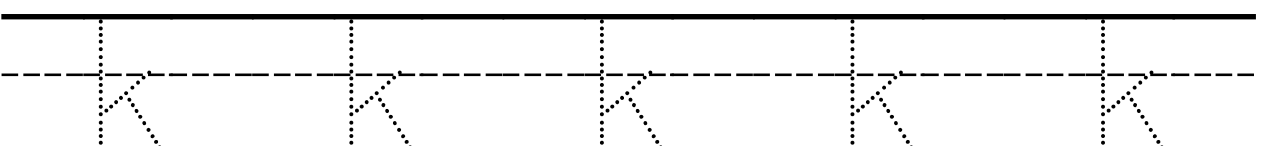
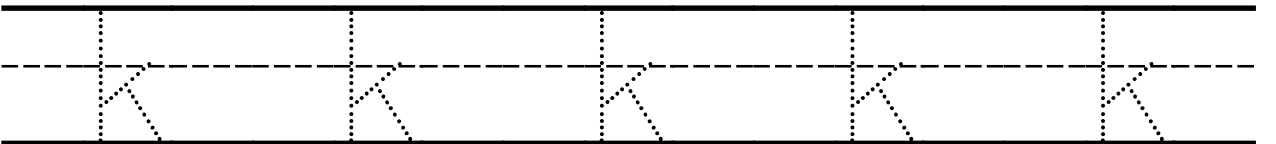
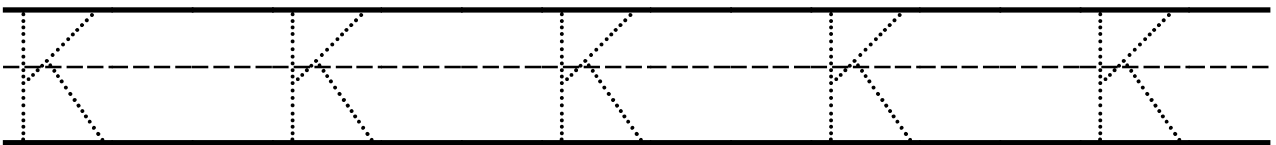
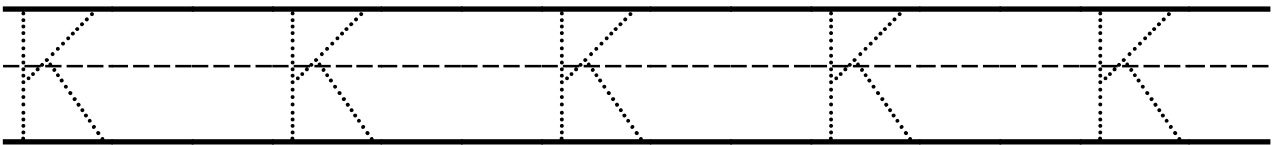
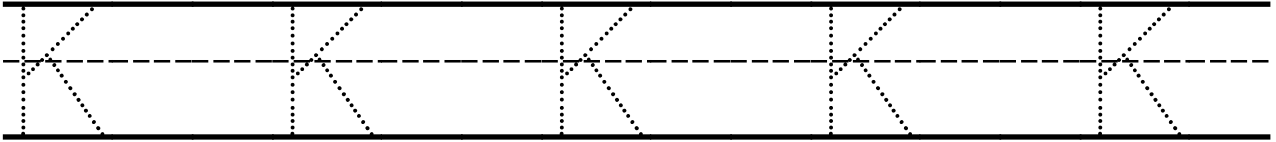
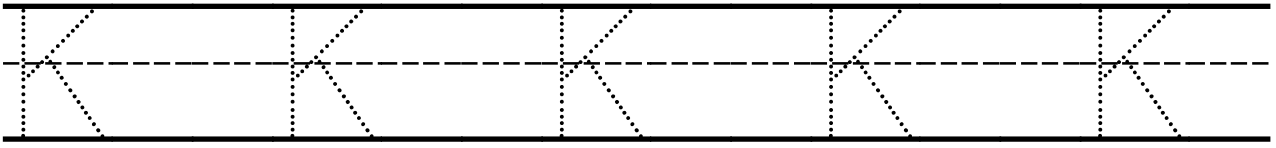
Dab the lowercase j.



Name _____

Date _____

Trace the letter K.



Name _____

Date _____

Write the letter Kk.

K

K

K

K

K

Handwriting practice lines for uppercase letter K. Each row consists of a solid top line, a dashed middle line, and a solid bottom line.

k

k

k

k



k

Handwriting practice lines for lowercase letter k. Each row consists of a solid top line, a dashed middle line, and a solid bottom line.

Name _____

Date _____


Dab the uppercase K.



Name _____

Date _____

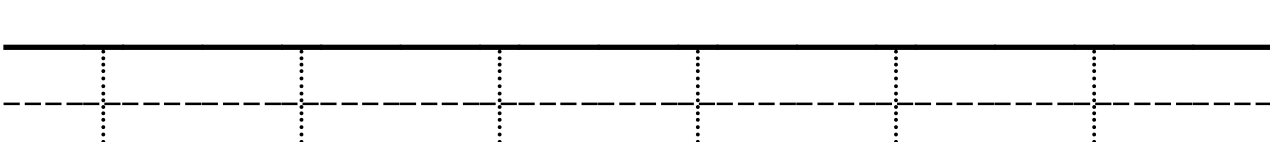
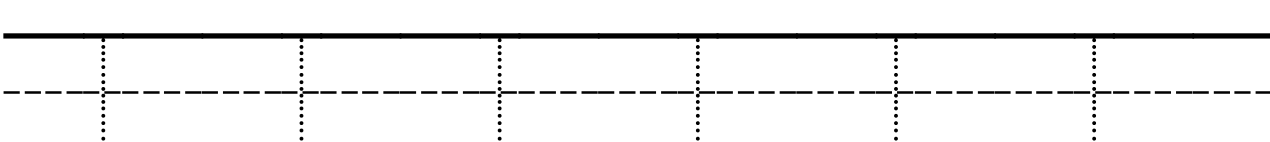
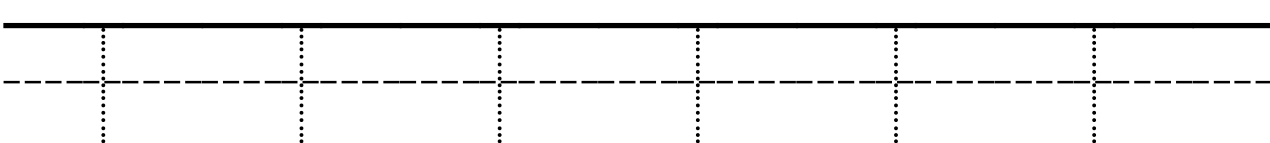
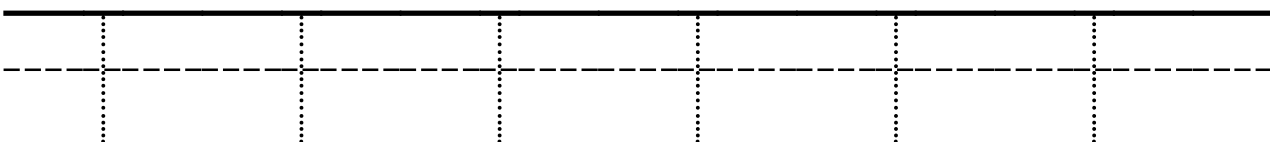
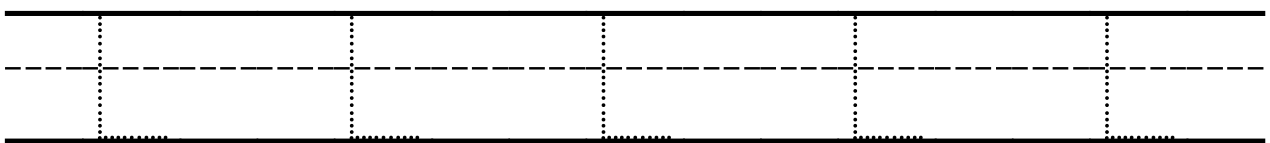
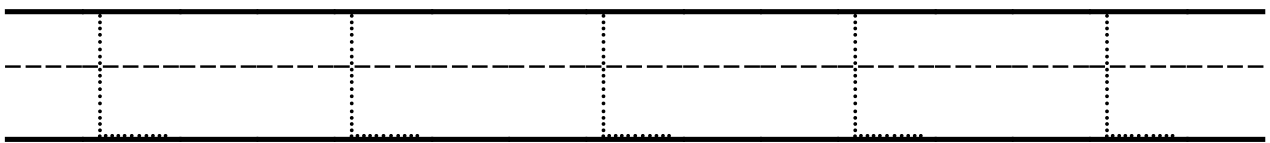
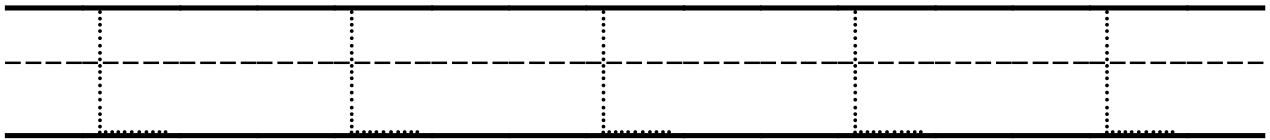
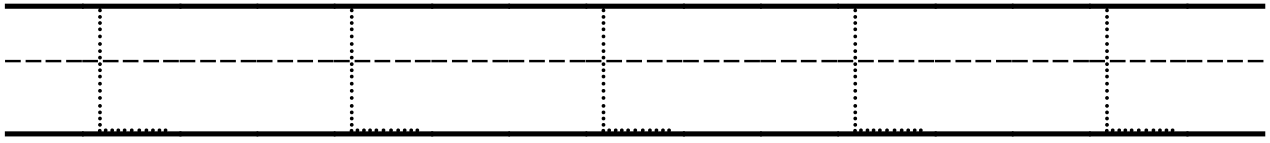
Dab the lowercase k.



Name _____


Date _____

Trace the letter Ll.




Name _____ Date _____

Write the letter Ll.



Two sets of handwriting practice lines. Each set consists of a solid top line, a dashed middle line, and a solid bottom line, providing a guide for letter height and placement.





Two sets of handwriting practice lines. Each set consists of a solid top line, a dashed middle line, and a solid bottom line, providing a guide for letter height and placement.

Name _____

Date _____



Dab the uppercase L.



Name _____

Date _____

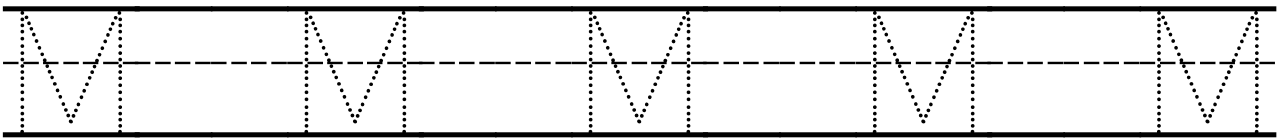
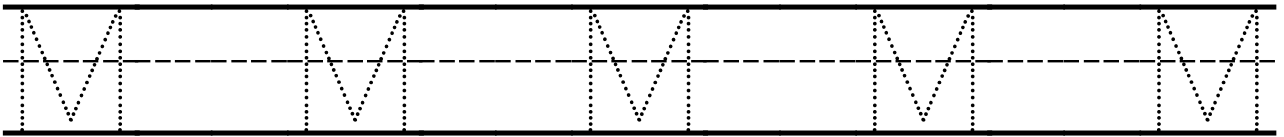
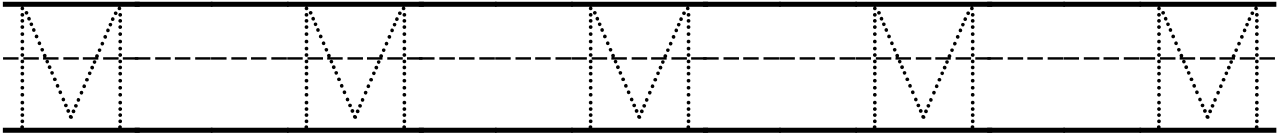
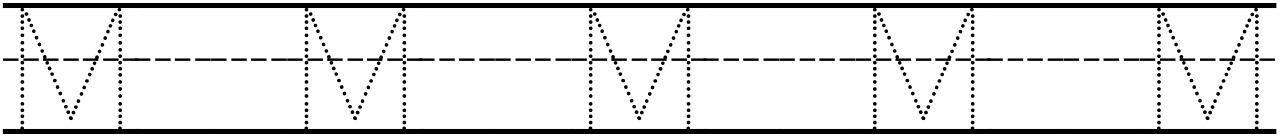
Dab the lowercase l.



Name _____

Date _____

Trace the letter Mm.



Name _____ Date _____

Write the letter Mm.



M M M M M

m m m m m

Name _____

Date _____


Dab the uppercase M.



Name _____

Date _____

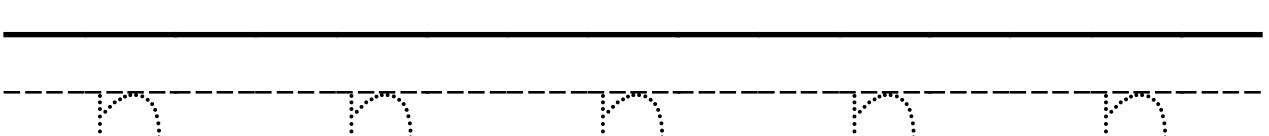
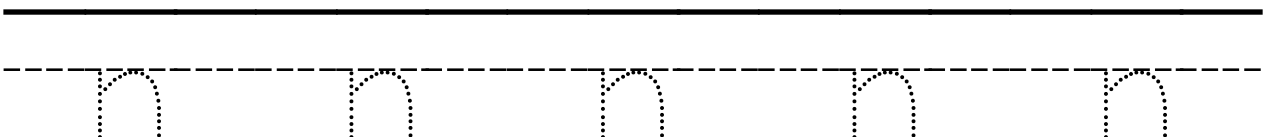
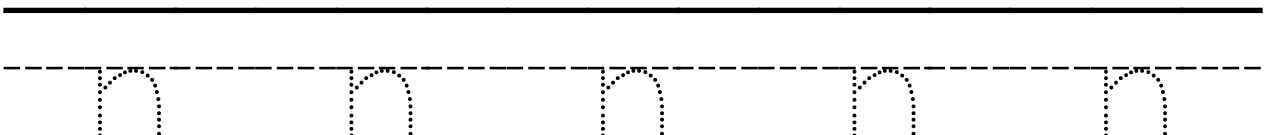
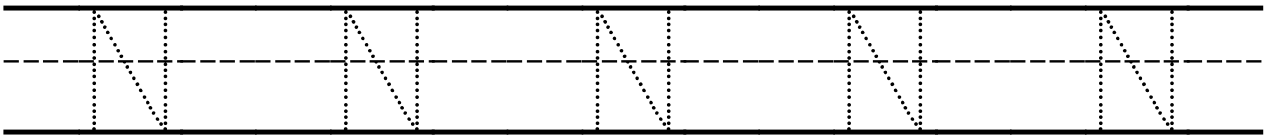
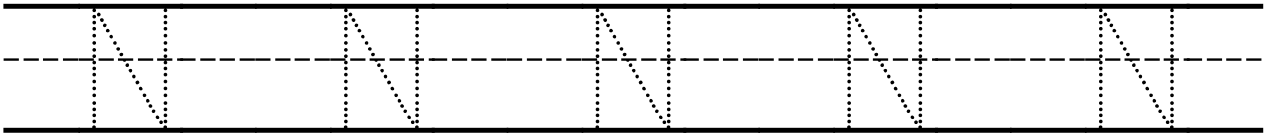
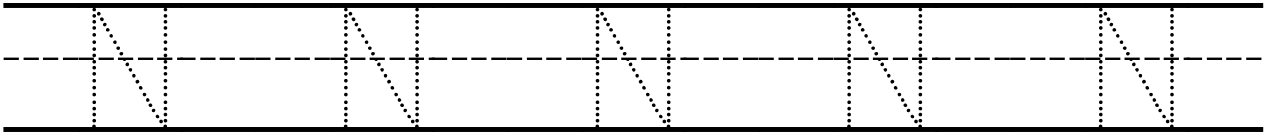
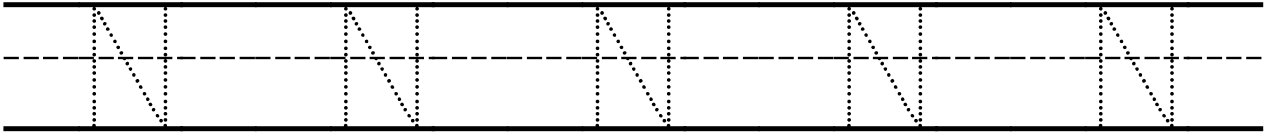
Dab the lowercase m.



Name _____

Date _____

Trace the letter Nn.



Name _____

Date _____

Write the letter Nn.

N

N

N

N

N

n

n

n



n

n

Name _____

Date _____



Dab the uppercase N.



Name _____

Date _____

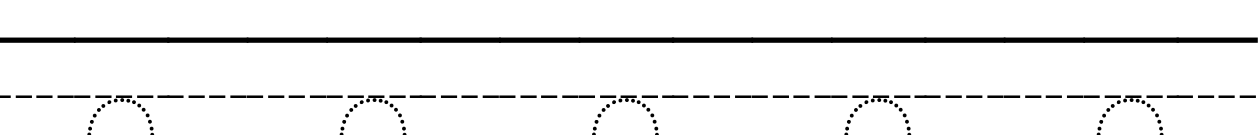
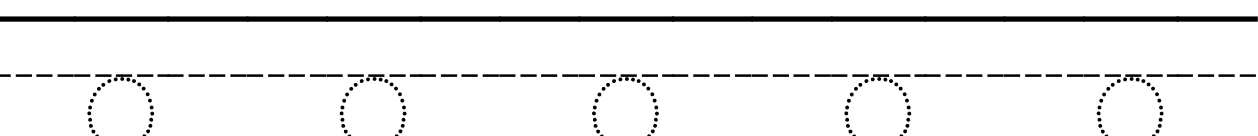
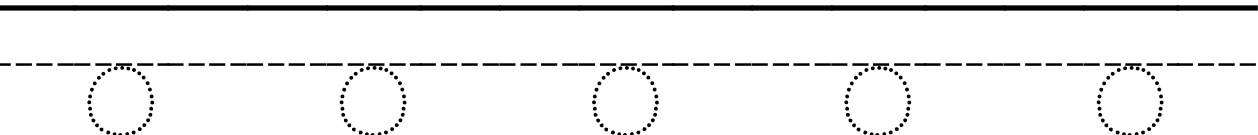
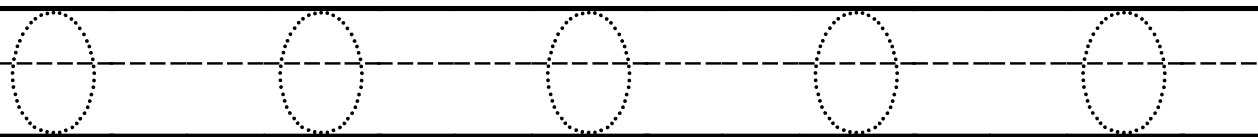
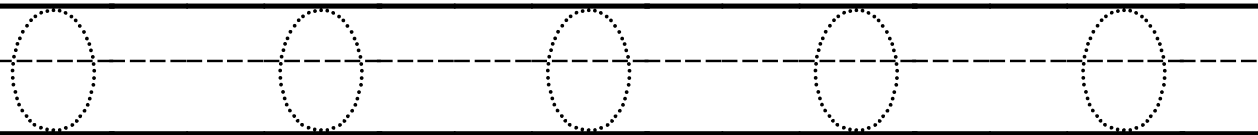
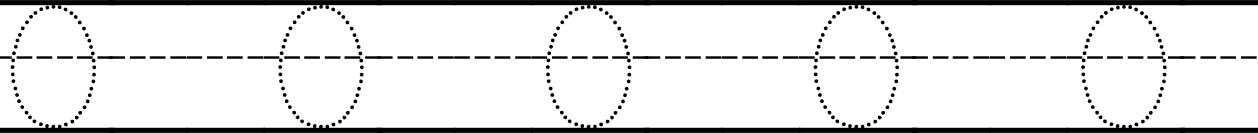
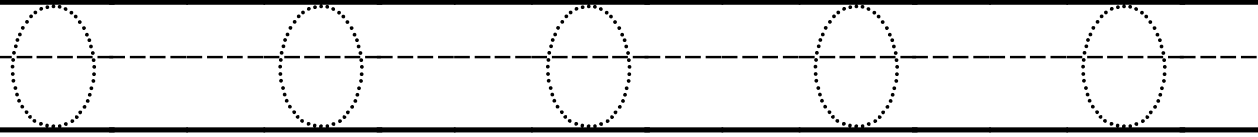
Dab the lowercase n.



Name _____

Date _____

Trace the letter Oo.



Name _____ Date _____

Write the letter Oo.

O O O O O

Handwriting practice lines for uppercase 'O'. Each row consists of a solid top line, a dashed middle line, and a solid bottom line. There are two such rows provided for practice.



o o o o o

Handwriting practice lines for lowercase 'o'. Each row consists of a solid top line, a dashed middle line, and a solid bottom line. There are two such rows provided for practice.

Name _____

Date _____


Dab the uppercase O.



Name _____

Date _____

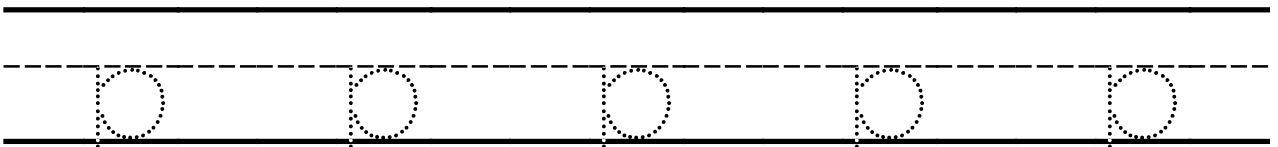
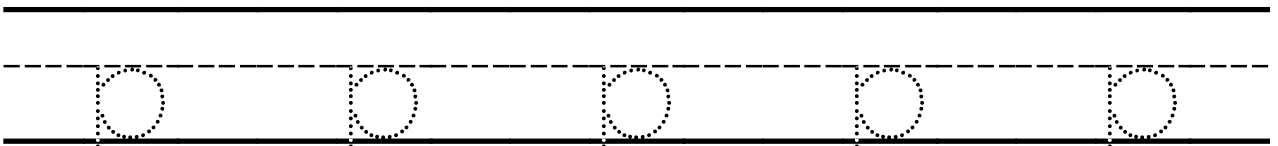
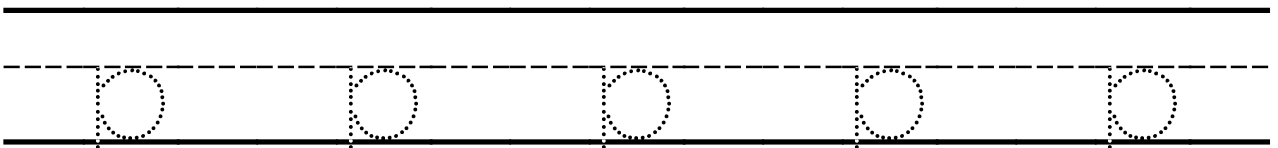
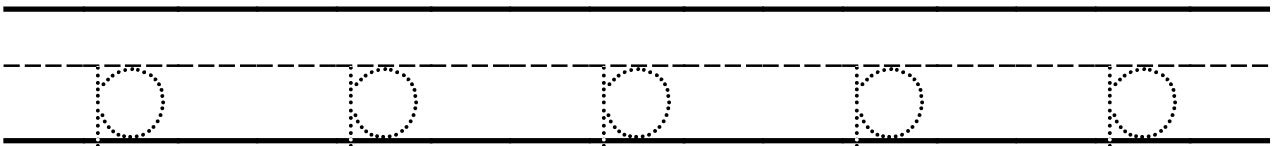
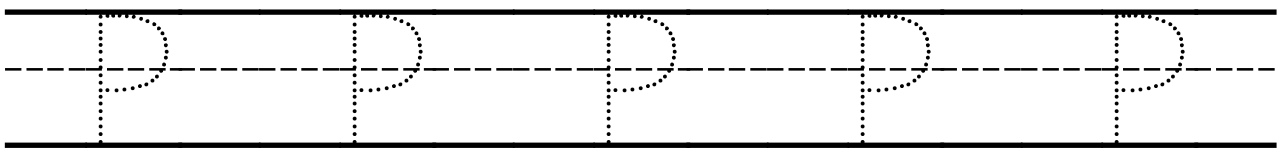
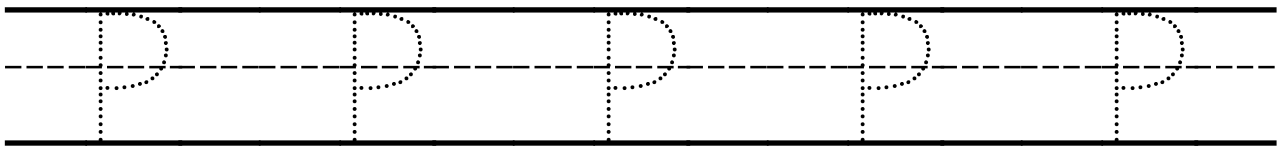
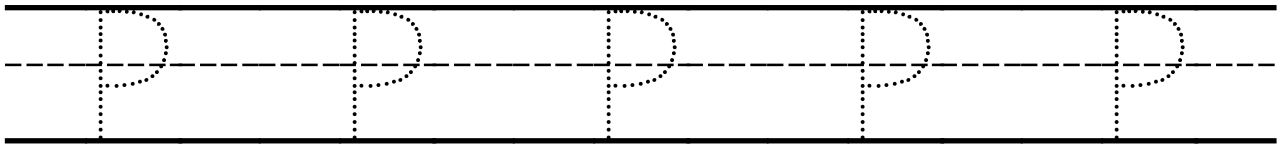
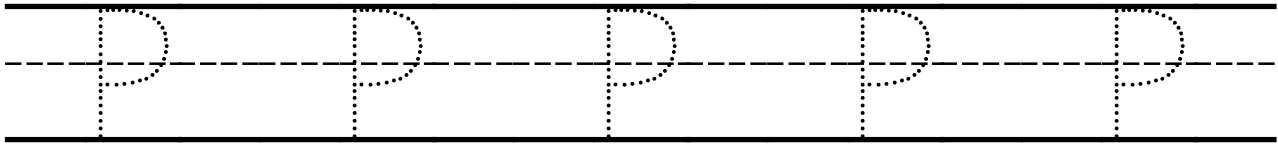
Dab the lowercase o.



Name _____

Date _____

Trace the letter Pp.



Name _____

Date _____

Write the letter Pp.

P P P P P

Handwriting practice lines for uppercase letter P. Each row consists of a solid top line, a dashed middle line, and a solid bottom line.

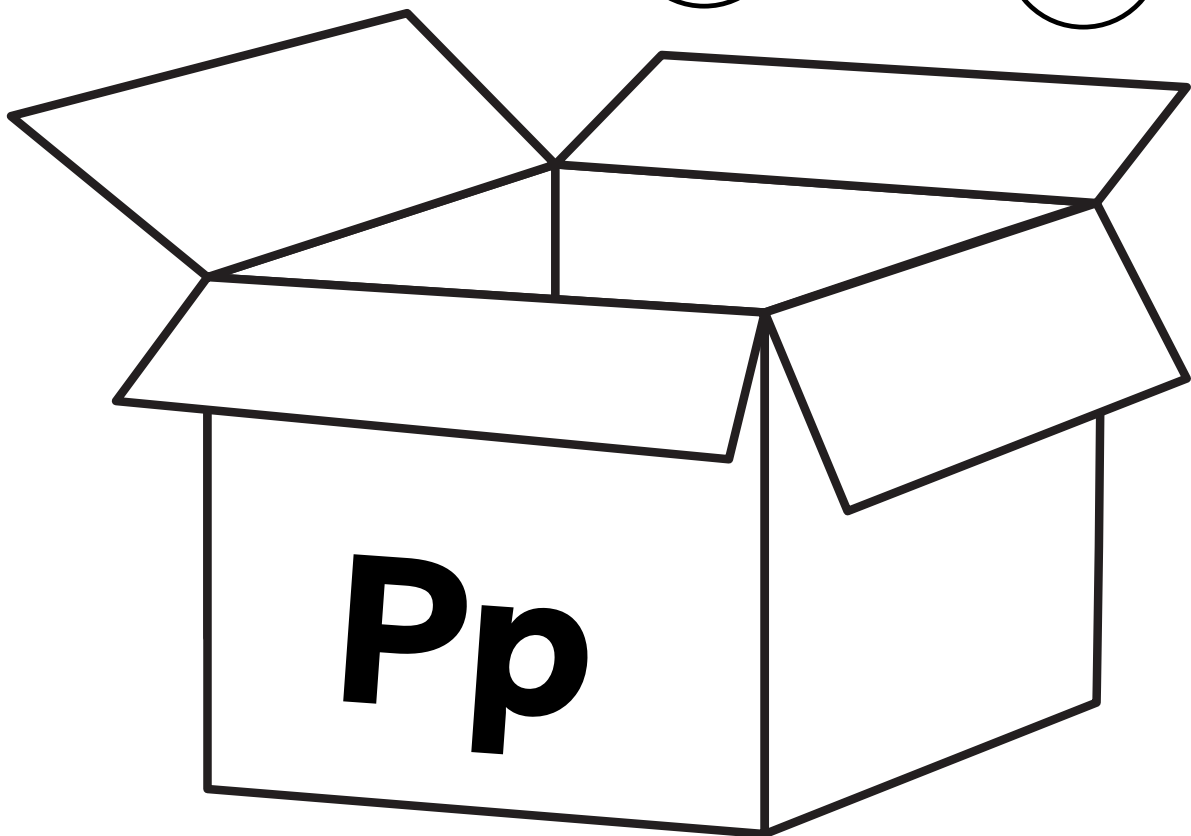

p p p p p

Handwriting practice lines for lowercase letter p. Each row consists of a solid top line, a dashed middle line, and a solid bottom line.

Name _____

Date _____


Dab the uppercase P.



Name _____

Date _____

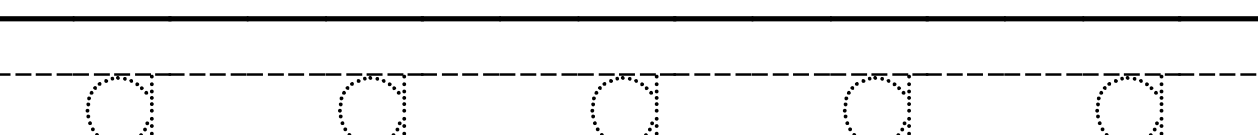
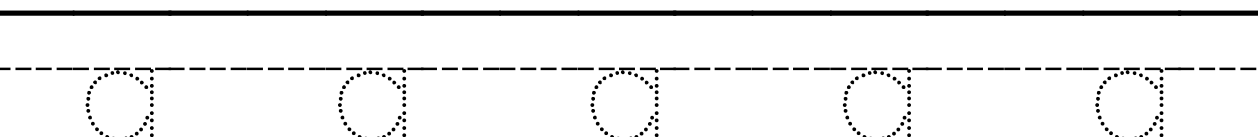
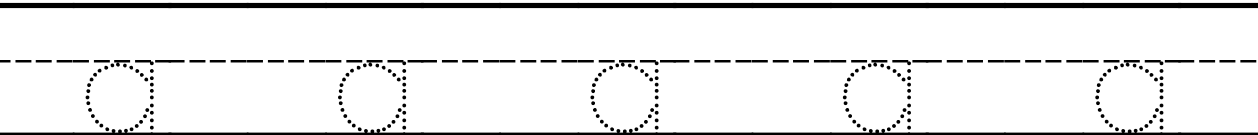
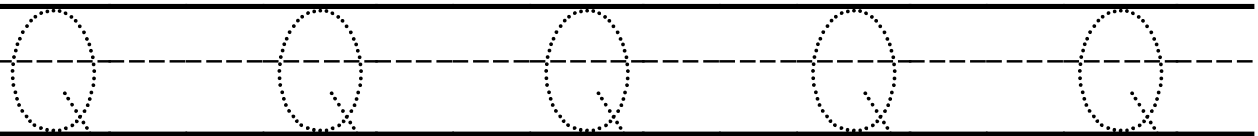
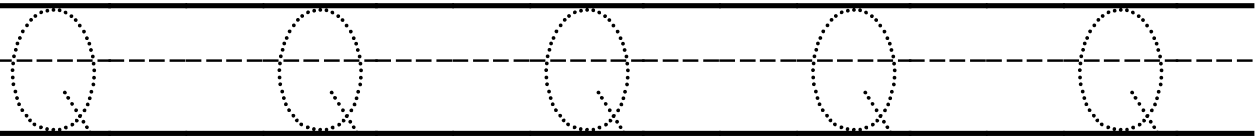
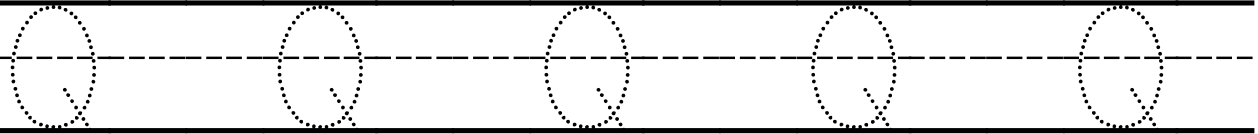
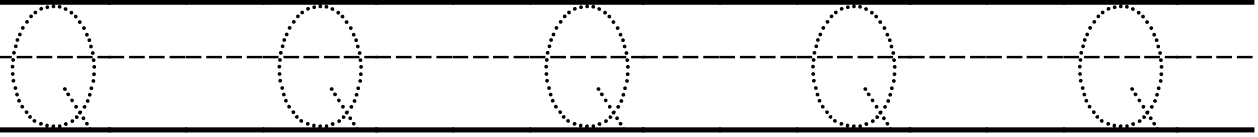
Dab the lowercase p.



Name _____

Date _____

Trace the letter Qq.



Name _____

Date _____

Write the letter Qq.

Q

Q

Q

Q

Q

Handwriting practice lines for uppercase Q. The first row contains five examples of the letter Q. Below are two sets of blank handwriting lines, each consisting of a solid top line, a dashed middle line, and a solid bottom line.

q

q

q

q


q

Handwriting practice lines for lowercase q. The first row contains five examples of the letter q. Below are two sets of blank handwriting lines, each consisting of a solid top line, a dashed middle line, and a solid bottom line.

Name _____

Date _____


Dab the uppercase Q.



Name _____

Date _____

Dab the lowercase q.



Name _____

Date _____

Trace the letter Rr.

R R R R R

R R R R R

R R R R R

R R R R R

r r r r r

r r r r r

r r r r r

r r r r r

r r r r r

Name _____

Date _____

Write the letter Rr.

R

R

R

R

R

Handwriting practice lines for uppercase letter R. Each set consists of a solid top line, a dashed middle line, and a solid bottom line.

r

r

r

r


r

Handwriting practice lines for lowercase letter r. Each set consists of a solid top line, a dashed middle line, and a solid bottom line.

Name _____

Date _____


Dab the uppercase R.



Name _____

Date _____

Dab the lowercase r.



Name _____

Date _____

Trace the letter Ss.

S S S S S

S S S S S

S S S S S

S S S S S

S S S S S

S S S S S

S S S S S

S S S S S

Name _____ Date _____

Write the letter Ss.

S S S S S

Handwriting practice lines for uppercase 'S'. Each row consists of a solid top line, a dashed middle line, and a solid bottom line. There are two such rows provided for practice.



s s s s s

Handwriting practice lines for lowercase 's'. Each row consists of a solid top line, a dashed middle line, and a solid bottom line. There are two such rows provided for practice.

Name _____

Date _____


Dab the uppercase S.



Name _____

Date _____

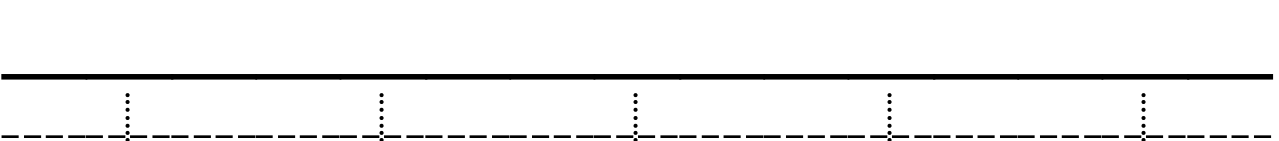
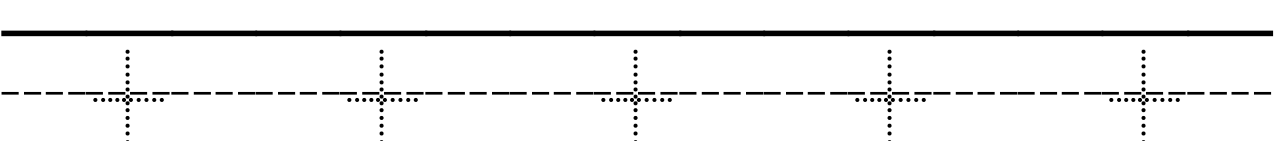
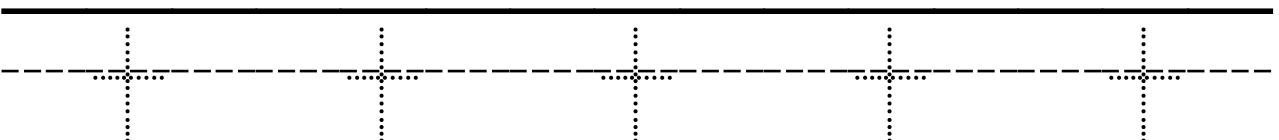
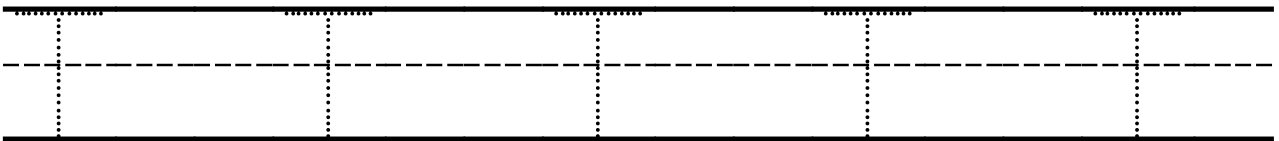
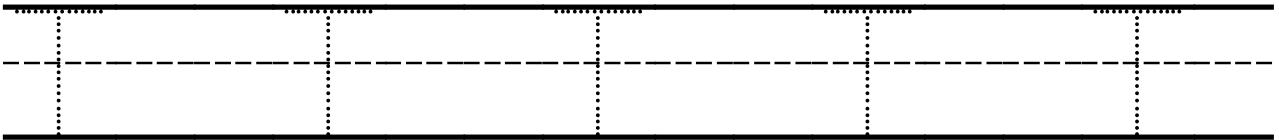
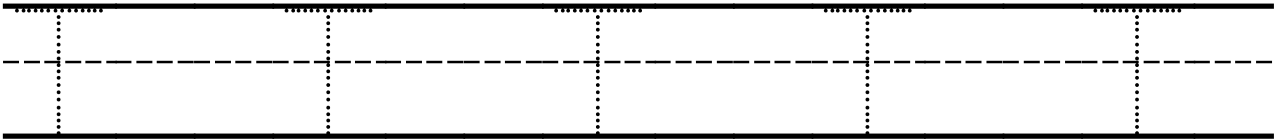
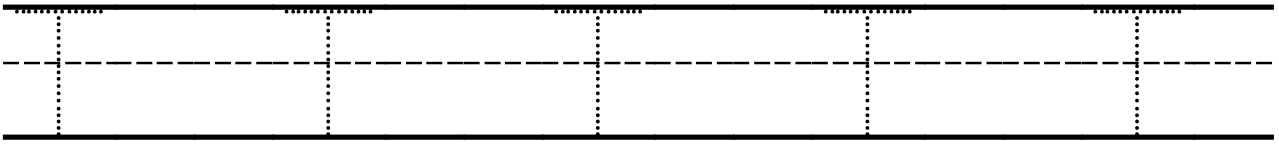
Dab the lowercase s.



Name _____

Date _____

Trace the letter Tt.



Name _____ Date _____

Write the letter Tt.

T T T T T

Handwriting practice lines for uppercase letter T. The first set consists of a solid top line, a dashed middle line, and a solid bottom line. The second set consists of a solid top line, a dashed middle line, and a solid bottom line.



t t t t t

Handwriting practice lines for lowercase letter t. The first set consists of a solid top line, a dashed middle line, and a solid bottom line. The second set consists of a solid top line, a dashed middle line, and a solid bottom line.

Name _____

Date _____


Dab the uppercase T.



Name _____

Date _____


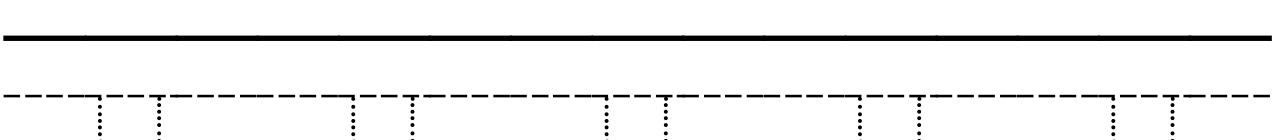
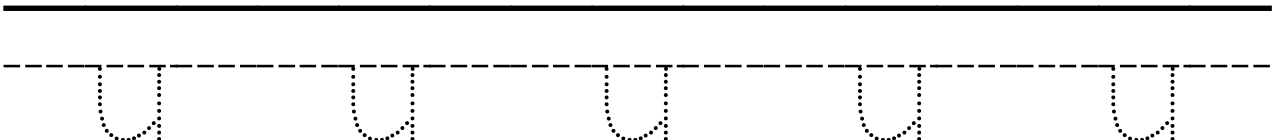
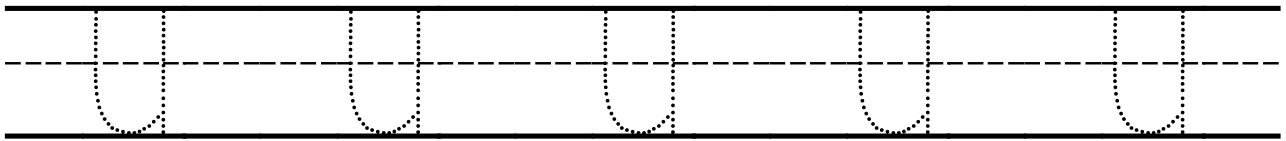
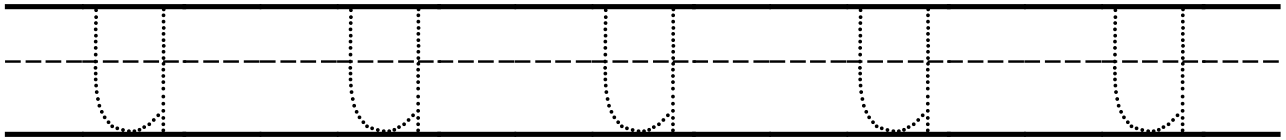
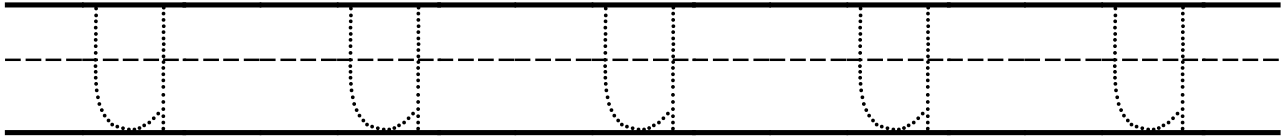
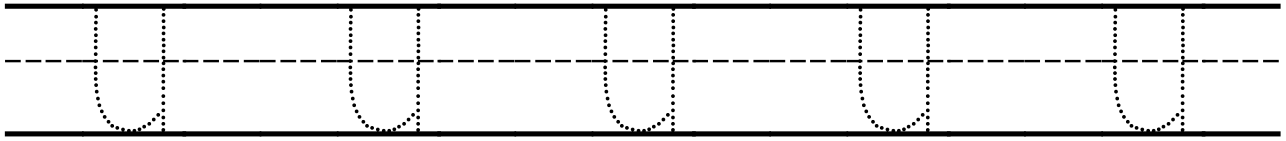
Dab the lowercase t.



Name _____

Date _____

Trace the letter Uu.



Name _____

Date _____

Write the letter Uu.

U

U

U

U

U

Handwriting practice lines for uppercase 'U'. The first set consists of a solid top line, a dashed middle line, and a solid bottom line. The second set consists of a solid top line, a dashed middle line, and a solid bottom line.

u

u

u

u



u

Handwriting practice lines for lowercase 'u'. The first set consists of a solid top line, a dashed middle line, and a solid bottom line. The second set consists of a solid top line, a dashed middle line, and a solid bottom line.

Name _____

Date _____



Dab the uppercase U.



Name _____

Date _____

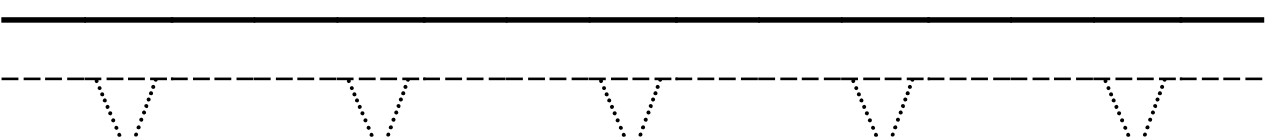
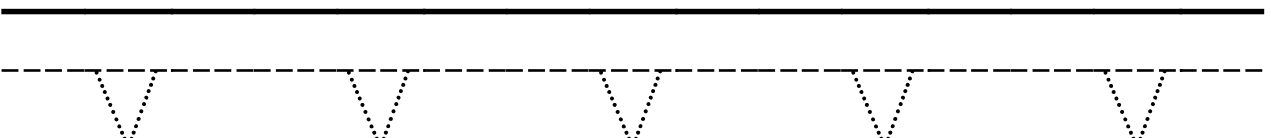
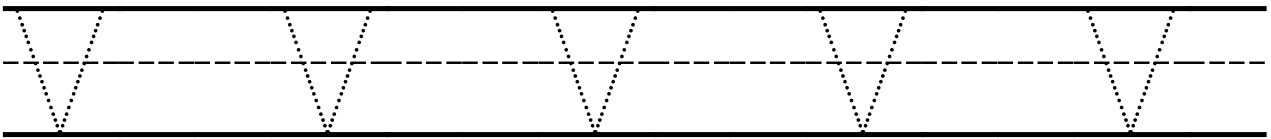
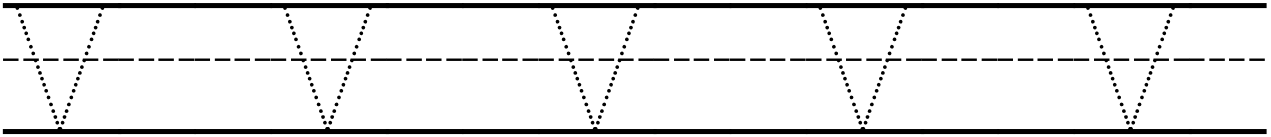
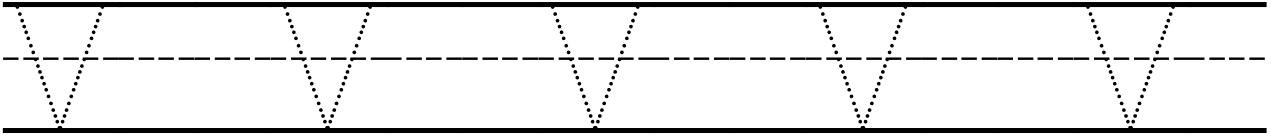
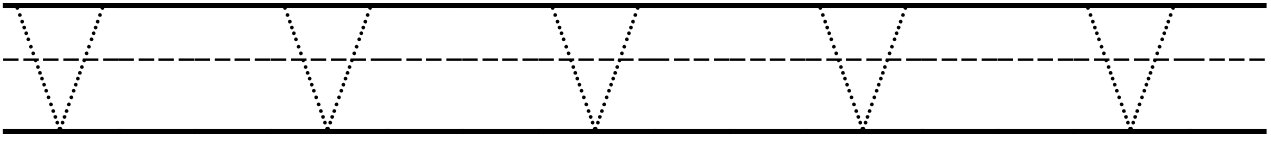
Dab the lowercase u.



Name _____

Date _____

Trace the letter Vv.



Name _____

Date _____

Write the letter Vv.

V

V

V

V

V

Handwriting practice lines for uppercase letter V. The first set consists of a solid top line, a dashed middle line, and a solid bottom line. The second set consists of a solid top line, a dashed middle line, and a solid bottom line.

v

v

v

v

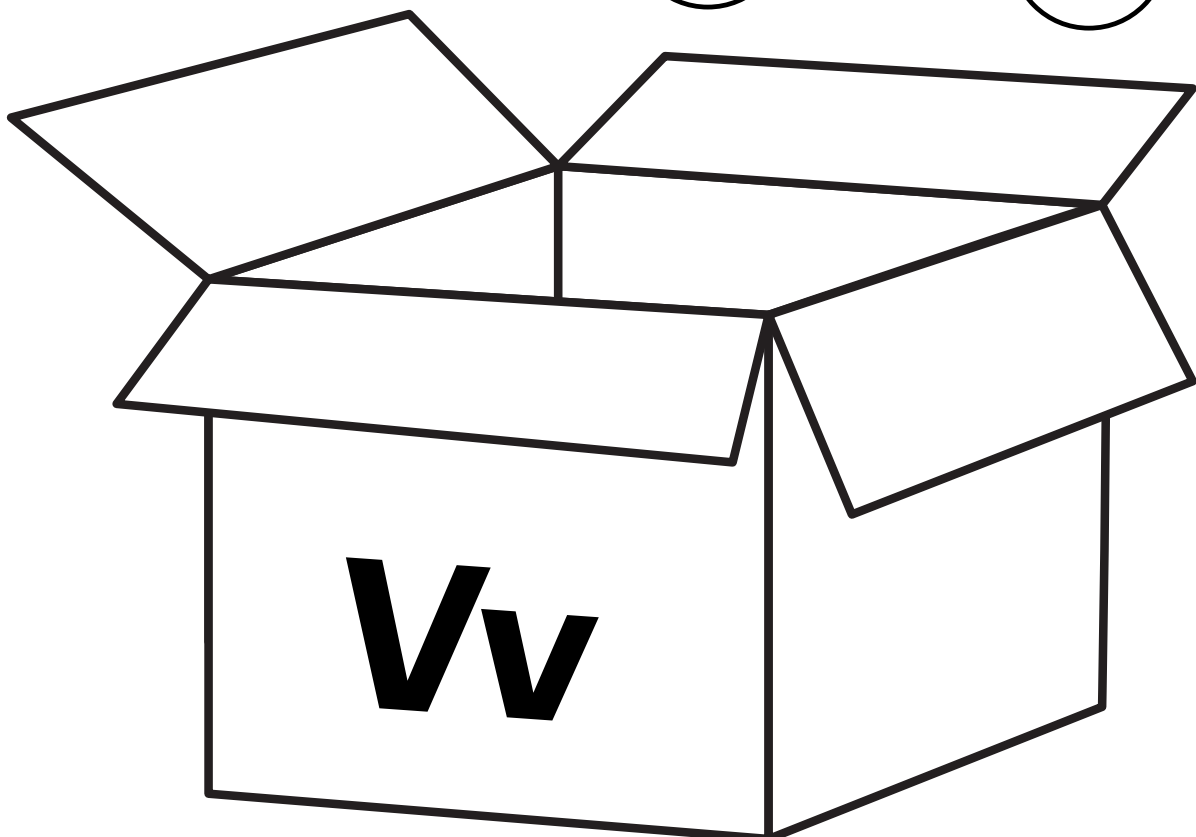

v

Handwriting practice lines for lowercase letter v. The first set consists of a solid top line, a dashed middle line, and a solid bottom line. The second set consists of a solid top line, a dashed middle line, and a solid bottom line.

Name _____

Date _____

Dab the uppercase V.




Name _____

Date _____

Dab the lowercase v.

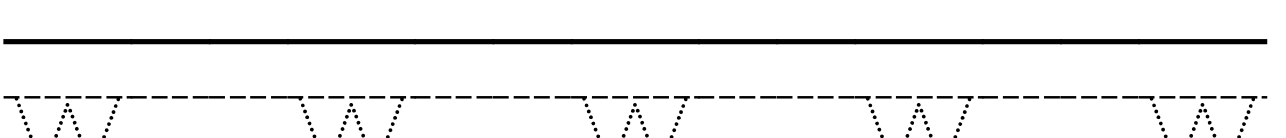
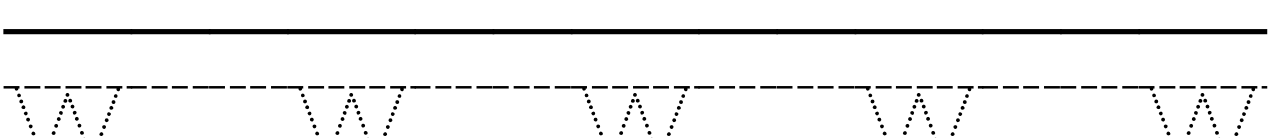
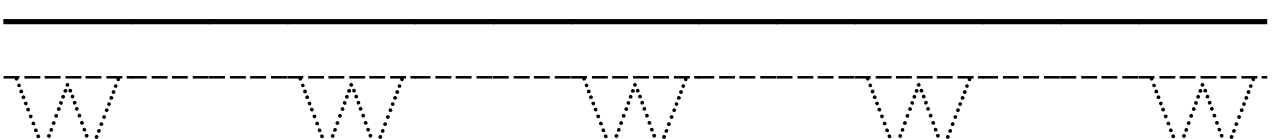
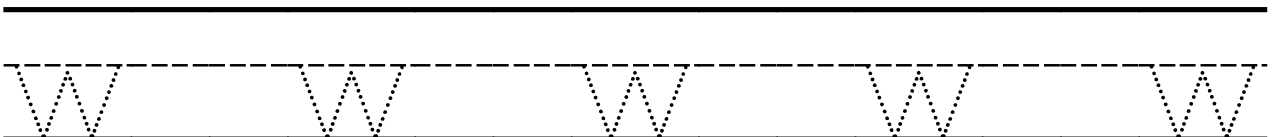
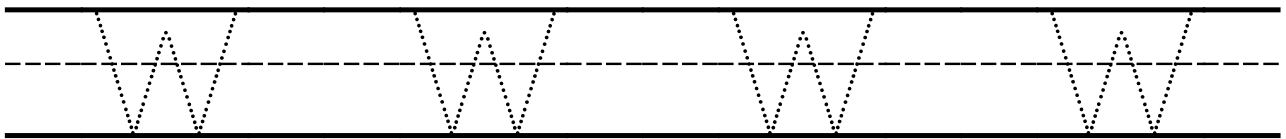
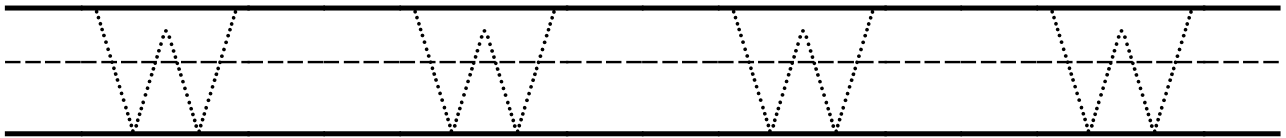
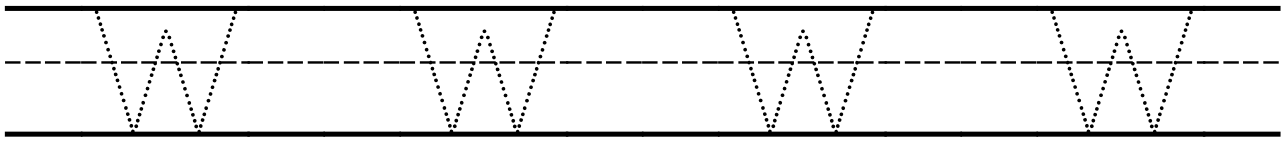
A collection of lowercase letters (h, v, w, p, x, j) scattered in circles around a cartoon turkey. The turkey is brown with a pink head, a yellow beak, and a white wattle. The letters are arranged in a grid-like pattern around the turkey, with some letters appearing multiple times. The letters to be identified are: h, v, w, p, x, j.



Name _____

Date _____

Trace the letter Ww.



Name _____ Date _____

Write the letter Ww.

W W W W W

Handwriting practice lines for uppercase 'W'. Each row consists of a solid top line, a dashed middle line, and a solid bottom line.



w w w w w

Handwriting practice lines for lowercase 'w'. Each row consists of a solid top line, a dashed middle line, and a solid bottom line.

Name _____

Date _____


Dab the uppercase W.



Name _____

Date _____


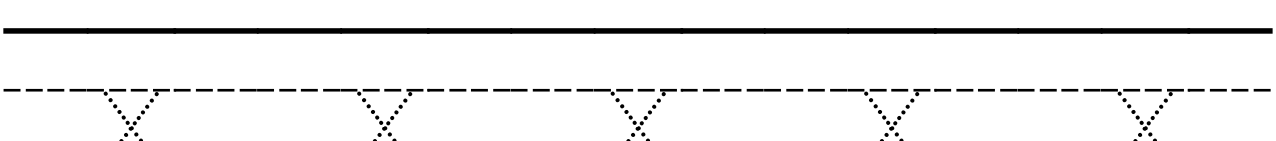
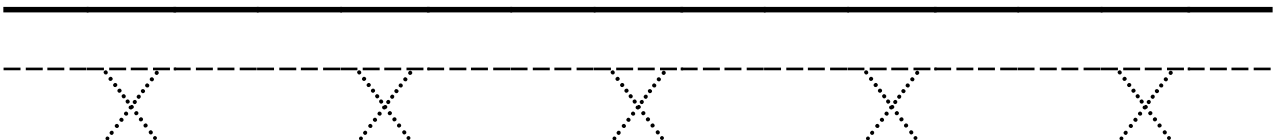
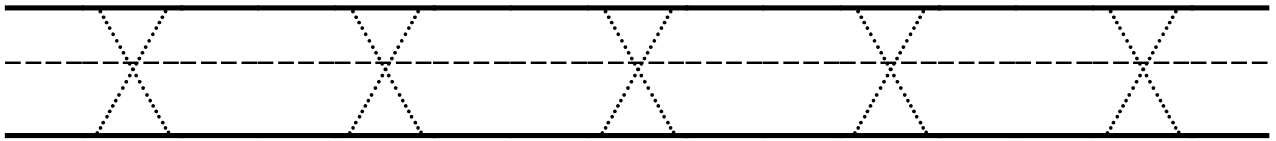
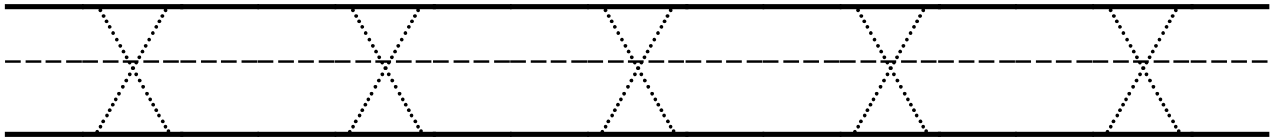
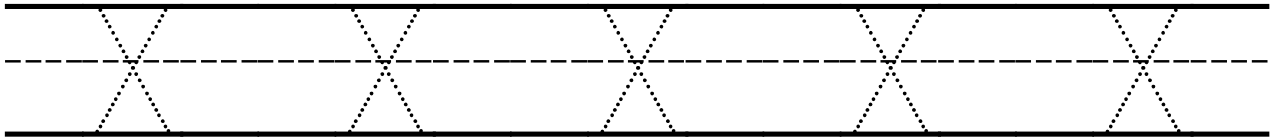
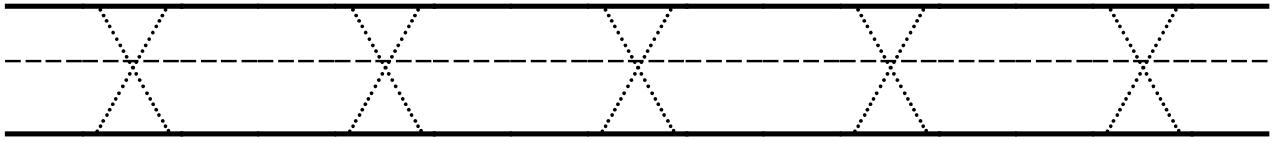
Dab the lowercase w.



Name _____

Date _____

Trace the letter Xx.



Name _____

Date _____

Write the letter Xx.

X

X

X

X

X

x

x

x



x

x

Name _____

Date _____



Dab the uppercase X.



Name _____

Date _____

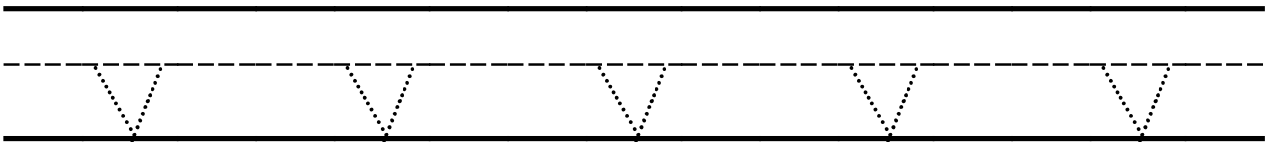
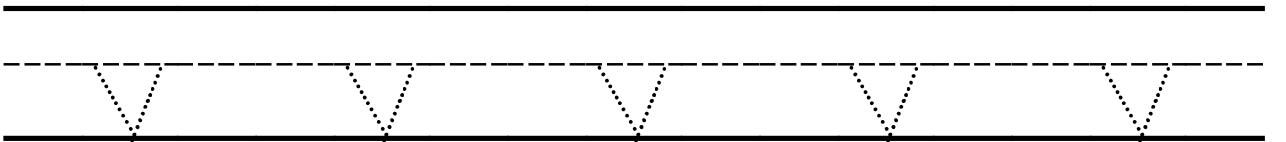
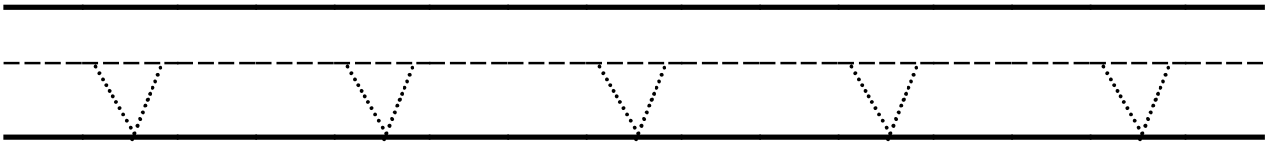
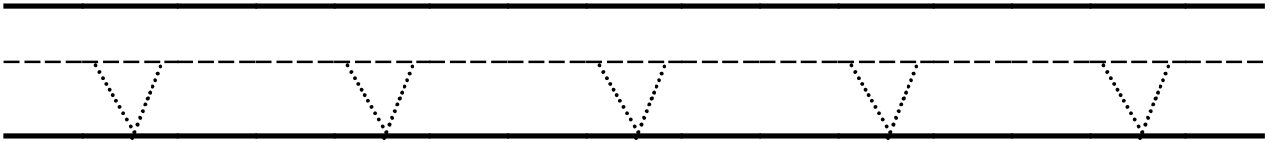
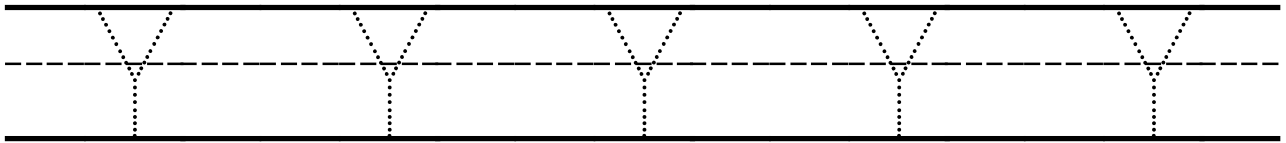
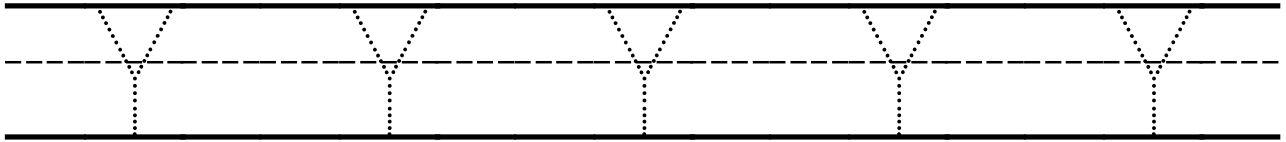
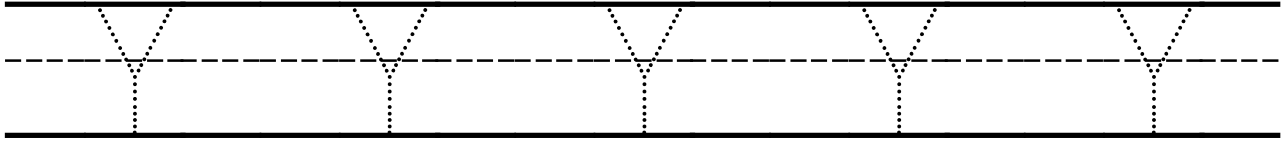
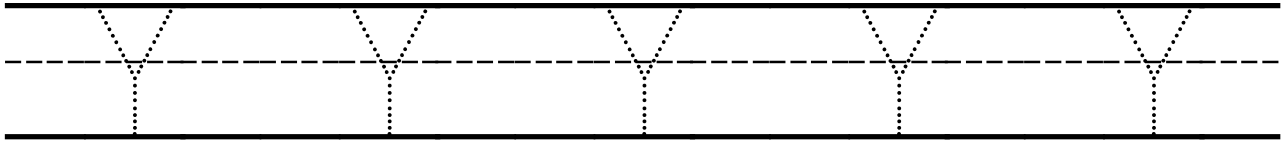
Dab the lowercase x.



Name _____

Date _____

Trace the letter Yy.



Name _____

Date _____

Write the letter Yy.

Y

Y

Y

Y

Y

Handwriting practice lines for uppercase letter Y. Each set consists of a solid top line, a dashed middle line, and a solid bottom line. There are two such sets of lines provided for practice.

y

y

y

y



y

Handwriting practice lines for lowercase letter y. Each set consists of a solid top line, a dashed middle line, and a solid bottom line. There are two such sets of lines provided for practice.

Name _____

Date _____


Dab the uppercase Y.



Name _____

Date _____





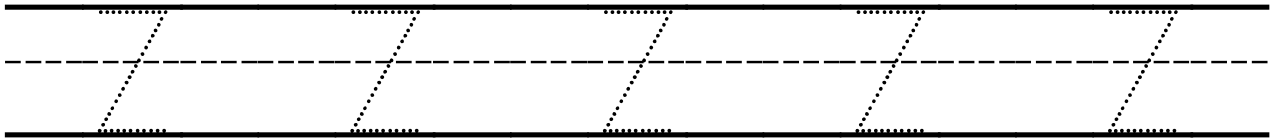
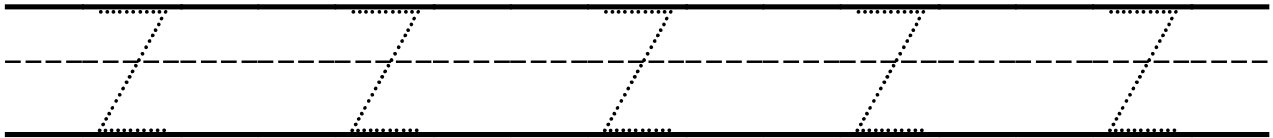
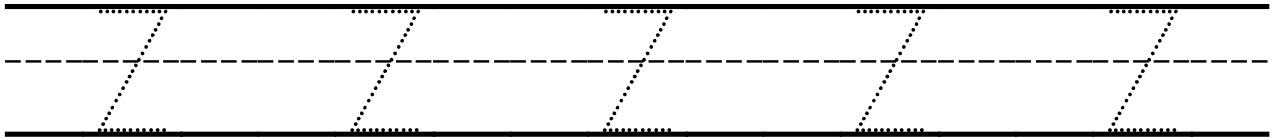
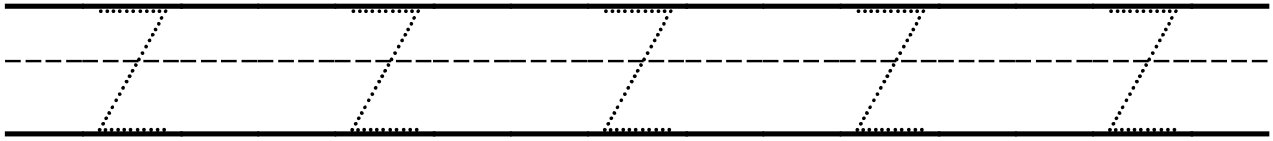
Dab the lowercase y.



Name _____

Date _____

Trace the letter Zz.



Name _____

Date _____

Write the letter Zz.

Z Z Z Z Z

Handwriting practice lines for uppercase Z. Each row consists of a solid top line, a dashed middle line, and a solid bottom line.


z z z z z

Handwriting practice lines for lowercase z. Each row consists of a solid top line, a dashed middle line, and a solid bottom line.

Name _____

Date _____

Dab the uppercase Z.




Name _____

Date _____

Dab the lowercase z.

A collection of lowercase letters 'z' and other characters (n, k, p, x, f, b, h) inside circles, scattered across the page for a dot-marker activity. The letters 'z' are the target for the activity.



Name: _____ Date: _____

ALPHABET ORDER

Trace the letters of the alphabet.

A	B	C	D	E	F
G	H	I	J	K	L
M	N	O	P	Q	R
S	T	U	V	W	X
Y	Z				

Name: _____ Date: _____

ALPHABET ORDER

Trace the letters of the alphabet.

a	b	c	d	e	f
g	h	i	j	k	l
m	n	o	p	q	r
s	t	u	v	w	x
y	z				